




राष्ट्रीय परीक्षा एजेंसी
National Testing Agency
Excellence in Assessment

JEE (MAIN) 2025



Information Bulletin



www.nta.ac.in
jeemain.nta.nic.in

VISION

The right candidates joining best institutions will give India her demographic dividend.

MISSION

To improve equity and quality in education by administering research based valid, reliable, efficient, transparent, fair and international level assessment. The best subject matter experts, psychometricians and IT delivery and security professionals will ensure that the current gaps in existing assessment systems are properly identified and bridged.

CORE VALUES

NTA will create a system which will promote teaching (by teachers), learning (by students) and assessment (by parents and institutions). NTA strongly believes in quality, efficiency, effectiveness, equity and security of assessment. To practice these values, NTA will constantly engage with its stakeholders, viz. students, parents, teachers, experts and partner institutions.

TABLE OF CONTENTS

| S. No. | Particulars | Page No. |
|--|--|----------|
| A. | List of Abbreviations | 1 |
| B. | Important Information, Dates at a Glance, Fee Structure & Application Procedure | 2-5 |
| Chapter 1 - Introduction | | |
| 1.1 | About National Testing Agency (NTA) | 7 |
| 1.2 | The objectives of NTA, inter alia, include | 7 |
| 1.3 | About Joint Entrance Examination (Main) - 2025 | 7-8 |
| Chapter 2 - Examination Scheme | | |
| 2.1 | Mode of Examination | 10 |
| 2.2 | Choice of Medium of Question Papers | 10 |
| 2.3 | Scheme of Examination | 11 |
| 2.4 | Pattern of Examination | 11-14 |
| 2.4.1 | Multiple Choice Questions | 14 |
| 2.4.2 | Numerical Value Questions | 15 |
| 2.5 | Duration of Test | 15 |
| 2.6 | Syllabus of Examination | 15 |
| Chapter 3 - Eligibility and Qualification | | |
| 3.1 | Age Criteria | 17 |
| 3.2 | List of Qualifying Examination (QE) | 17 |
| 3.3 | Year of Appearance in Qualifying Examination | 17 |
| 3.4 | State Eligibility | 18 |
| Chapter 4 - Reservations | | |
| 4.1 | Reservations | 20 |
| 4.2 | Provisions relating to Persons with Disability (PwD)/ Persons with Benchmark Disability (PwBD) | 20 |
| 4.2.1 | The Rights of Persons with Disabilities Act, 2016 | 20 |
| 4.2.2 | Office Memorandum dated 29 August 2018 | 20 |
| 4.2.3 | Office Memorandum dated 10 August 2022 | 21-22 |
| 4.2.4 | Scribe and Compensatory Time | 22-23 |
| 4.3 | Reservation Policy of State Government | 23 |

| Chapter 5 – Conduct of Examination | | |
|------------------------------------|---|-------|
| 5.1 | Choice of Cities | 25 |
| 5.2 | Admit Card | 25-26 |
| 5.3 | Schedule of Examination | 26-27 |
| 5.4 | Important Instructions for the Candidates | 27-28 |
| 5.5 | Unfair means practices and breach of examination rules | 29 |
| 5.5.1 | Definition | 29 |
| 5.5.2 | Punishment for using unfair means practices | 29 |
| 5.5.3 | Cancellation of Result | 30 |
| 5.6 | Answer Key and Challenges | 30 |
| 5.6.1 | Display of Answer Key for Challenges | 30 |
| 5.6.2 | Display of Question Paper attempted and Recorded Responses | 30 |
| 5.7 | JEE (Main) NTA Score for B.E. / B. Tech, B. Arch, and B. Planning | 30 |
| 5.7.1 | JEE (Main) NTA Score for B.E. / B. Tech, B. Arch, and B. Planning | 30 |
| 5.7.2 | Compilation and display of Result of Paper-1 (B.E. / B. Tech.) of JEE (Main) - 2025 | 30-31 |
| 5.7.3 | Compilation and display of Result of Paper 2A (B. Arch) and Paper-2B (B. Planning) of JEE (Main)-2025: | 31-32 |
| 5.7.4 | Re-evaluation / Re-checking of Result | 32 |
| 5.7.5 | Use of score of JEE (Main) – 2025 by other Organizations | 32 |
| 5.8 | Admission | 33 |
| 5.8.1 | Eligibility for Admission to NITs, IITs, and CFTIs participating through the Central Seat Allocation Board (CSAB) | 33 |
| 5.8.2 | Eligibility for Admission to Other Institutions | 34 |
| 5.8.3 | Seat Allocation Process and Admission Procedure | 34 |
| 5.8.4 | Eligibility Criteria for Indian National Appearing in JEE (Advanced)-2025 | 34 |
| 5.9 | Correspondence with NTA | 34 |
| 5.10 | Weeding Out Rules | 35 |
| 5.11 | Legal Jurisdiction | 35 |
| 5.12 | RTI | 35 |

| S. No. | Appendix No. | Particulars | Page No. |
|--------|--------------|---|----------|
| 1 | I | Procedure for Online Payment of Fees and Helpline for Payment-Related Queries | 36 |
| 2 | II | The Schedule | 37-39 |
| 3 | III | Certificate regarding physical limitation in an examinee to write | 40 |
| 4 | IV | Letter of undertaking for using own scribe | 41 |
| 5 | V | Letter of Undertaking by the person with specified disability covered under the definition of Section 2 (s) of RPwD Act, 2016 | 42 |
| 6. | VI | Letter of undertaking by the person having less than 40% disability | 43 |
| 7 | VII | List of Examination Cities for JEE (Main) – 2025 | 44-50 |
| 8 | VIII | Normalization procedure based on Percentile Score | 51-55 |
| 9 | IX | Computer Based Test (CBT) | 56-60 |
| 10 | X | Replica of Online Application Form of JEE (Main)-2025 Examination | 61-75 |

LIST OF ABBREVIATIONS

| | |
|----------------|--|
| AICTE | All India Council for Technical Education |
| AIU | Association of Indian Universities |
| B. Arch. | Bachelor of Architecture |
| B.E. | Bachelor of Engineering |
| B. Planning | Bachelor of Planning |
| B. Tech. | Bachelor of Technology |
| CSAB | Central Seat Allocation Board |
| CFTI | Centrally Funded Technical Institute |
| CBT | Computer Based Test |
| CoA | Council of Architecture |
| DASA | Direct Admission of Students Abroad |
| EWS | Economically Weaker Section |
| FAQ | Frequently Asked Questions |
| GCE | General Certificate Education |
| GST | Goods & Service Tax |
| GoI | Government of India |
| IIT | Indian Institute of Information Technology |
| IIT | Indian Institute of Technology |
| JEE (Advanced) | Joint Entrance Examination (Advanced) |
| JEE (Main) | Joint Entrance Examination (Main) |
| JoSAA | Joint Seat Allocation Authority |
| MoE | Ministry of Education |
| NEP | National Education Policy |
| NIC | National Informatics Centre |
| NIOS | National Institute of Open Schooling |
| NIT | National Institute of Technology |
| NTA | National Testing Agency |
| OBC (NCL) | Other Backward Class (Non-Creamy Layer) |
| OCI | Overseas Citizen of India |
| PwBD | Person with Benchmark Disability |
| PwD | Person with Disability |
| QP | Question Paper |
| RPwD | Rights of Persons with Disabilities |
| SC | Scheduled Cast |
| ST | Scheduled Tribe |
| UDID | Unique Disability Identification |
| UFM | Unfair Means |
| IST | Indian Standard Time |

IMPORTANT INFORMATION AND DATES AT A GLANCE

1. Important Dates :

| EVENTS | DATES | |
|--|---|--------------------------------|
| Session 1 (January 2025): JEE (Main) - 2025 | | |
| Online Submission of Application Form | 28.10.2024 to 22.11.2024 up to 09:00 P.M. | |
| Last date for successful transaction of prescribed Application Fee | 22.11.2024 (Up to 11:50 P.M.) | |
| Correction in Particulars of the online Application Form | Will be displayed on the NTA website | |
| City Intimation Slip | First week of January 2025 (Tentatively) | |
| Downloading Admit Cards from the NTA website | 03 days before the date of the Examination | |
| Dates of Examination | Between 22 January to 31 January 2025 | |
| Display of Question Paper attempted by the Candidate and Answer Keys for inviting challenges | Will be displayed on the NTA website | |
| Declaration of Result | By 12 February 2025 | |
| Session 2 (April 2025): JEE (Main) - 2025 | | |
| Online Submission of Application Form | 31.01.2025 to 24 Feb 2025 (upto 09:00 P.M.) | |
| Last date for successful transaction of prescribed Application Fee | 24.02.2025 (upto 11:50 P.M.) | |
| Correction in Particulars of the online Application Form | Will be displayed on the NTA website | |
| City Intimation Slip | Second week of March 2025 | |
| Downloading Admit Cards from the NTA website | 03 days before date of the Examination | |
| Dates of Examination | Between 01 April to 08 April 2025 (Tentatively) | |
| Display of Question Paper attempted by the Candidate and Answer Keys for inviting challenges | Will be displayed on the NTA website | |
| Declaration of Result | By 17 April 2025 | |
| Duration of Examination for each Session of JEE (Main) – 2025 | | |
| Paper 1 (B. E/ B. Tech.) Or Paper 2A (B. Arch.) Or Paper 2B (B. Planning) | 03 Hours | |
| B. Arch & B. Planning (Both) | 03 Hours 30 Minutes | |
| Timing of Examination for each Session : JEE (Main) – 2025 | | |
| Duration of Examination | First Shift | Second Shift |
| For 03 Hours Paper | 09:00 A.M. to 12:00 P.M. (IST) | 03:00 P.M. to 06:00 P.M. (IST) |
| For 03 Hours 30 Minutes Paper | 09:00 A.M. to 12:30 P.M. (IST) | 03:00 P.M. to 06:30 P.M. (IST) |

2. Fee payable for JEE (Main) – 2025 for each Session:

(Through Credit Card/ Debit Card (except Master/ Visa Card)/ Net Banking/ UPI):

| Fee payable for JEE (Main) – 2025 (through Credit Card/ Debit Card (except Master/ Visa Card)/ Net-Banking/ UPI) | | Type of Candidate | Centres in India (Fee in ₹) | Centres Outside India (Fee in ₹) |
|---|-----------------------------|-------------------|-----------------------------|----------------------------------|
| Paper 1: B.E./B. Tech OR Paper 2A: B. Arch OR Paper 2B: B. Planning | General | Male | 1000 | 5000 |
| | | Female | 800 | 4000 |
| | Gen-EWS/ OBC (NCL) | Male | 900 | 4500 |
| | | Female | 800 | 4000 |
| | SC/ST/ PwD/PwBD | Male | 500 | 2500 |
| | | Female | 500 | 2500 |
| Third Gender | | 500 | 3000 | |
| Paper 1: B.E./ B. Tech & Paper 2A: B. Arch OR Paper 1: B.E./B. Tech & Paper 2B: B. Planning OR Paper 1: B.E./B. Tech, Paper 2A: B. Arch & Paper 2B: B. Planning OR Paper 2A: B. Arch & Paper 2B: B. Planning | General/ Gen-EWS/ OBC (NCL) | Male | 2000 | 10000 |
| | | Female | 1600 | 8000 |
| | SC/ ST/ PwD/ PwBD | Male | 1000 | 5000 |
| | | Female | 1000 | 5000 |
| | Third Gender | | 1000 | 5000 |
| Processing charges and Goods & Service Taxes (GST) are to be paid by the candidate, as applicable. | | | | |

Candidates are requested to fill in the Application Form carefully. No corrections in certain fields, as notified, will be permitted once the Application Form is submitted.

Note: Multiple Application Forms submitted by a candidate will not be accepted and will lead to the cancellation of his/her result.

(i) A candidate can apply for Session-1 (January 2025) examination and pay the exam fee accordingly. The candidates will be given opportunity to apply for Session-2 (April 2025) separately (using same application number) along with the fee payment, for which separate notification will be issued.

(ii) If a candidate wishes to apply for Session 2 (April 2025), the candidate can log in and pay the Examination Fee for Session 2 during that period. If candidate wishes to apply only for Session-2 (April 2025), he can register later, when application form for Session-2 (April 2025) is active.

(iii) The application window for Session 2 will be re-opened as per the details available in the Information Bulletin and will also be notified separately through a Public Notice.

(iv) The fee can be submitted only online through Net Banking, Credit Card, Debit Card, or UPI Services. Processing charges and GST as applicable are chargeable from the candidate (in addition to the examination fee) by the concerned Bank/Payment Gateway Integrator.

(v) The Confirmation Page of the online Application Form for each session will be generated only after the successful payment of the fee by the Candidate. In case the Confirmation Page is not generated after payment of the fee, then the candidate may have to approach the concerned Bank/Payment Gateway (in the helpline numbers and email given in Appendix - I) to ensure the successful payment or to obtain the refund of duplicate /multiple payments.

Under no circumstances, candidates will be allowed to fill more than one Application Form. Strict action will be taken, even at a later stage, against such candidates who have filled more than one Application Form and will be treated as UFM.

3. Application Procedure: Steps to be followed to apply online:

Step 1: Registration Form:

Register for the Online Application Form and note down the system-generated Application Number. The candidate should provide the required details while filling the Online Application Form and he/she is also required to create PASSWORD and choose Security Question and enter his/her Answer. After successful submission of the personal details, an Application number will be generated and it will be used to complete the remaining Steps of the Application Form and will also be required for all future reference/correspondence. The generated application number will be used/referred for both Sessions of JEE (Main) - 2025. For subsequent logins, the candidate will be able to login directly with the respective system generated Application Number and created Password by him/herself.

Step 2: Application Form:

The Candidates can log in with the system-generated Application Number and pre-created Password for completing the Application Form including filling up of personal details, applying for the Paper, choosing the Examination Cities, providing the details of Educational Qualifications and uploading the images and documents (if any).

Upload Scanned Images of Candidate's Photograph, Signature, Class X or Equivalent Certificate/Marks-sheet and PwD/PwBD Certificate (wherever applicable).

The recent passport size photograph should be in colour with 80% face (without mask) visible including ears against white background. Photograph should be named as 'Photograph' and in JPG/JPEG format (clearly legible) between 10 kb to 300 kb.

Signature file should be named as 'Signature' and in JPG/JPEG format (clearly legible) between 10 kb to 50 kb.

Scanned copy of Class X or Equivalent Certificate/Marks-sheet should be named as 'Class-X Certificate' and should be a pdf between 10 kb to 300 kb (clearly legible).

Scanned copy of PwD/PwBD certificate should be named as 'Disability Certificate' and should be a pdf between 10 kb to 300 kb (clearly legible).

Note: -The Candidate has to upload only his/ her own photograph, signature, and certificate(s) as mentioned above (and not of anybody else) in a correct/proper manner, as the facility for correction will not be given in the future. In case, it is found at any time in the future that the Candidate has used/uploaded the photograph, signature, and certificate(s) of someone else in his/her Application Form/Admit Card, or he/she has tampered his/her Admit Card/Result/Scorecard, these acts of the candidate shall be treated as Unfair Means (UFM) Practices and he/she shall be proceeded with the actions as contemplated under the provisions of the Information Bulletin relating to Unfair Means Practices.

Step 3: Fee Payment:

After completing Step 1 and Step 2, the candidates have to pay the requisite examination fees. The fees can be paid only through online mode using Net Banking, Credit Card, Debit Card and UPI. Processing charges and GST as applicable are chargeable to the candidates (in addition to the examination fees) by the concerned Bank/Payment Gateway Integrator.

After successful payment, candidate will be able to print the Confirmation Page. In case the Confirmation Page is not generated after payment of fee then the transaction is cancelled and the candidates have to approach the concerned bank for refund of amount. However the candidate has to make another payment/transaction, in case the Confirmation Page is not generated.

Important Instruction about PASSWORD:

During online form filling, the candidate will be required to choose PASSWORD and Security Question and its Answer. The candidate is advised to record/remember his/her password for all future logins.

For subsequent logins, the candidate will be able to login directly with his/her respective system-generated Application Number and the chosen Password.

The candidate is advised not to disclose or share his/her password with anybody. Neither NTA nor NIC will be responsible for the violation or misuse of the password of a candidate.

Candidates can change their passwords after login if desired.

Candidates should remember to log out at the end of their session so that the particulars of the candidate cannot be tampered with or modified by unauthorized persons.

The Password must be created as per the following policy.

Password must be 8 to 13 characters long.

Password must have at least one Upper case alphabet.

Password must have at least one Lower case alphabet.

Password must have at least one numeric value.

Password must have at least one special character eg.!@#%&*^&*-.

How to reset your Password: The following options are available to reset Password

Using Security Question and its Answer you have chosen during Form filling.

Using a verification code sent via text message (SMS) to your Registered Mobile No.

Using a reset link sent via Email to your Registered Email address.

The Application Number printed on the computer-generated Confirmation Page must be mentioned in all such correspondences. It is therefore essential to note down the application number printed on the Confirmation Page.

CHAPTER – 1 INTRODUCTION

1.1 About National Testing Agency (NTA)

The Ministry of Education (MoE), Government of India (GoI) established the National Testing Agency (NTA) as an independent, autonomous, and self-sustained premier testing organization under the Societies Registration Act (1860) for conducting efficient, transparent and international standardized tests in order to assess the competency of candidates for admission to premier higher education institutions with a mission to improve equity and quality in education by developing and administering research-based valid, reliable, efficient, transparent, fair and international level assessments.

NTA has created a system that is promoting teaching (by teachers), learning (by students) and assessment (by parents and institutions). NTA strongly believes in the quality, efficiency, effectiveness, equity, and security of assessments. To practice these values, NTA is constantly engaging with its stakeholders, viz. students, parents, teachers, experts and partner institutions.

1.2 The objectives of NTA, inter alia, include:

1. To conduct efficient, transparent and international standardized tests in order to assess the competency of candidates for admission.
2. To undertake research on educational, professional and testing systems to identify gaps in the knowledge systems and take steps for bridging them.
3. To produce and disseminate information and research on education and professional development standards.

The Department of Higher Education, Ministry of Education, Government of India has entrusted the responsibility of conducting the Joint Entrance Examination (Main) to the NTA since 2019 onwards.

1.3 About Joint Entrance Examination (Main) - 2025

The Joint Entrance Examination, JEE (Main) comprises of two papers. Paper 1 is conducted for admission to Undergraduate Engineering Programs (B.E. / B. Tech.) at NITs, IITs, other Centrally Funded Technical Institutions (CFTIs) and Institutions / Universities funded / recognized by participating State Governments. JEE (Main) is also an eligibility test for JEE (Advanced), which is conducted for admission to IITs. Paper 2 is conducted for admission to B. Arch and B. Planning courses in the country.

The JEE (Main) - 2025 is being conducted in 02 (two) sessions for admissions in the next academic session. The candidates will thus benefit in the following ways:

- This will benefit the candidates by giving them two opportunities to improve their scores in the examination if they are not able to give their best in the first attempt.
- In the first attempt, the candidates will get a first-hand experience of taking an examination and will know their mistakes which they can improve while attempting for the second time. This will reduce the chances of dropping a year and the candidates would not have to waste an entire year.
- If anyone misses the examination due to reasons beyond control (such as the Board examination), then candidate will not have to wait for one entire year.
- A candidate need not appear in both Sessions, if he/she so desires. However, a candidate appears in more than one Session then his/her best of the JEE (Main) - 2025 NTA Scores will be considered for preparation of the Merit List/ Ranking.

Note – JEE (Main) - 2025 Session 1 for Paper 1 (B.E. / B. Tech.) will be held between 22 January and 31 January 2025 and Session 2 will be held between 01 April and 08 April 2025 tentatively. This is being done to ensure that the JEE (Main) - 2025 does not interfere with the Board examinations, which may be held at different times across the States/UTs. Paper 2A and Paper 2B (B. Arch and B. Planning) are also being held twice a year (January and April 2025).

CHAPTER – 2 EXAMINATION SCHEME

2.1 Mode of Examination

The JEE (Main) - 2025 is being conducted in the following modes:

- Paper 1 (B.E. /B. Tech.) in “Computer Based Test (CBT)” mode.
- Paper 2A (B. Arch): Mathematics (Part-I) and Aptitude Test (Part-II) in “Computer Based Test (CBT)” mode and Drawing Test (Part-III) in pen and paper (offline) mode, to be attempted on drawing sheet of A4 size.
- Paper 2B (B. Planning): Mathematics (Part-I), Aptitude Test (Part-II), and Planning-Based Questions (Part-III) in Computer-Based Test (CBT) mode.

2.2 Choice of Medium of Question Papers

Drawing from the National Education Policy (NEP), the JEE (Main) - 2025 will be conducted in thirteen languages i.e. English, Hindi, Assamese, Bengali, Gujarati, Kannada Malayalam, Marathi, Odia, Punjabi, Tamil, Telugu and Urdu the details are given below:

| Sr. No. | Language | Examination Centres |
|---------|-----------------------|---|
| 1 | English | All Examination Centres |
| 2 | English and Hindi | All Examination Centres in India |
| 3 | English and Assamese | Examination Centres in Assam |
| 4 | English and Bengali | Examination Centres in West Bengal, Tripura, and Andaman & Nicobar Islands |
| 5 | English and Gujarati | Examination Centres in Gujarat, Daman & Diu, Dadra & Nagar Haveli |
| 6 | English and Kannada | Examination Centres in Karnataka |
| 7 | English and Malayalam | Examination Centres in Kerala and Lakshadweep |
| 8 | English and Marathi | Examination Centres in Maharashtra |
| 9 | English and Odia | Examination Centres in Odisha |
| 10 | English and Punjabi | Examination Centres in Punjab, Chandigarh, and Delhi/New Delhi (including Faridabad, Ghaziabad, Gurugram, Meerut, Noida/ Greater Noida) |
| 11 | English and Tamil | Examination Centres in Tamil Nadu, Puducherry, and Andaman & Nicobar Islands |
| 12 | English and Telugu | Examination Centres in Andhra Pradesh and Telangana |
| 13 | English and Urdu | All Examination Centres in India |

Note – 2.1: The option of language for Question Paper should be exercised carefully while filling up the online Application Form and it cannot be changed at a later stage. Candidates while attempting the QP must choose the same medium as opted while registering in the Application form.

Note – 2.2: The Question Paper will be in both English and the language opted by the candidate. English version will prevail in the event of any difference of opinion.

2.3 Scheme of Examination

Subject combinations for each paper, type of questions in each paper and mode of examination are given in the table below:

| PAPER | SUBJECTS | TYPE OF QUESTIONS | MODE OF EXAMINATION |
|---------------------------------------|--|---|---|
| Paper 1: B.E. / B. Tech. | Mathematics, Physics and Chemistry | Objective Type - Multiple Choice Questions (MCQs) and Questions for which the answer is a numerical value, with equal weightage to Mathematics, Physics and Chemistry | “Computer Based Test (CBT)” mode only |
| Paper 2A: B. Arch | Part-I: Mathematics | Objective Type - Multiple Choice Questions (MCQs) and Questions for which the answer is a numerical value | “Computer Based Test (CBT)” mode only |
| | Part-II: Aptitude Test | Objective Type - Multiple Choice Questions (MCQs) | |
| | Part-III: Drawing Test | Questions to test drawing aptitude | “Pen and Paper Based” (offline) mode to be attempted on a Drawing sheet of A4 size. |
| Paper 2B: B. Planning | Part-I: Mathematics | Objective Type - Multiple Choice Questions (MCQs) and Questions for which the answer is a numerical value | “Computer Based Test (CBT)” mode only |
| | Part-II: Aptitude Test | Objective Type - Multiple Choice Questions (MCQs) | |
| | Part-III: Planning-Based Questions | Objective Type - Multiple Choice Questions (MCQs) | |

2.4 Pattern of Examination

| Paper 1: B.E./ B. Tech. in Computer Based Test (CBT) mode: | | | | | |
|--|--|-------------|-----------|-----------|------------|
| 1 | Subject-wise distribution of Questions, Total Number of Questions, and Marks | Subject | Section A | Section B | Marks |
| | | Mathematics | 20 | 05 | 100 |
| | | Physics | 20 | 05 | 100 |
| | | Chemistry | 20 | 05 | 100 |
| | | Total | 75 | | 300 |
| <i>Each Subject will have two sections. Section A will be of Multiple-Choice Questions (MCQs) and Section B will contain Questions whose answers are to be filled in as a numerical value. There will be negative marking for incorrect answer in Section A and Section B. For each question in Section B, a candidate has to enter the correct integer value of the answer using the mouse and the on- screen virtual numeric keypad in the place designated to enter the answer. For Section B, the answer should be rounded off to the nearest integer.</i> | | | | | |

| | | | | |
|---|--|--|-----------------------------------|--------------|
| 2. | Marking Scheme for MCQs | Correct Answer or the Most Appropriate Answer | Four marks (+4) | |
| | | Incorrect Answer | Minus one mark (-1) | |
| | | Unanswered / Marked for Review | No mark (0) | |
| 3. | Marking Scheme for questions for which the answer is a Numerical value | Correct Answer | Four marks (+4) | |
| | | Incorrect Answer | Minus one mark (-1) | |
| | | Unanswered / Marked for Review | No mark (0) | |
| 4. | Method of determining merit | <p>Conversion of the raw score in Mathematics, Physics and Chemistry and total into NTA scores.</p> <p>Overall merit shall be prepared by merging NTA scores of all shifts of all days.</p> | | |
| 5. | Method of resolving ties | <p>Tie between candidates obtaining same Total NTA scores will be resolved in the following order:</p> <ol style="list-style-type: none"> 1. NTA score in Mathematics, followed by; 2. NTA score in Physics, followed by; 3. NTA score in Chemistry, followed by; 4. Candidate with less proportion of a number of attempted incorrect answers and correct answers in all the subjects in the Test, followed by; 5. Candidate with less proportion of a number of attempted incorrect answers and correct answers in Mathematics in the Test, followed by; 6. Candidate with less proportion of a number of attempted incorrect answers and correct answers in Physics in the Test, followed by; 7. Candidate with less proportion of a number of attempted incorrect answers and correct answers in Chemistry in the Test followed by; 8. If there is a tie even after this, candidates will be assigned the same rank. | | |
| <p>Paper 2A (B. Arch): Mathematics (Part-I) and Aptitude Test (Part-II) in Computer Based Test (CBT) mode and Drawing Test (Part-III) in Pen and Paper Based (offline) mode, to be attempted on a drawing sheet of A4 size.</p> | | | | |
| 1. | Subject-wise distribution of Questions, Total Number of Questions, and Marks | Subject | Number of Questions | Marks |
| | | Part I: Mathematics | 20 (Section A) and 05 (Section B) | 100 |
| | | Part II: Aptitude test | 50 | 200 |
| | | Part III: Drawing Test | 02 | 100 |
| | | Total | 77 | 400 |
| <p><i>20 questions will be MCQs and 05 (five) questions will have answers to be filled as a numerical value. There will be negative marking for both Section A and Section B (except Drawing Test). For each question in Section B, a candidate has to enter the correct integer value of the answer using the mouse and the on-screen virtual numeric keypad in the place designated to enter the answer. The answer should be rounded off to the nearest integer.</i></p> | | | | |
| 2. | Marking Scheme for MCQs | Correct Answer or the most appropriate Answer | Four marks (+4) | |
| | | Incorrect Answer/Multiple Answer | Minus one mark (-1) | |
| | | Unanswered /Marked for Review | No mark (0) | |
| 3. | (a) Marking Scheme for | Correct Answer or the most | Four marks (+4) | |

| | | | | |
|---|--|--|-----------------------------------|--------------|
| | questions for which the answer is a Numerical value | appropriate Answer | | |
| | | Incorrect Answer | Minus one mark (-1) | |
| | | Unanswered / Marked for Review | No mark (0) | |
| | (b) Marking Scheme for Drawing Test (Part III) | Two questions are to be evaluated out of 100 marks. | | |
| 4. | Method of determining merit | Conversion of the raw score in Mathematics, Aptitude Test, Drawing Test, and total into NTA Scores. Overall merit shall be prepared by merging the NTA Scores of both shifts of all days. | | |
| 5. | Method of resolving ties | The tie between candidates obtaining the same Total NTA scores will be resolved in the following manner: 1. NTA score in Mathematics, followed by; 2. NTA score in Aptitude Test, followed by; 3. NTA score in Drawing Test, followed by; 4. Candidate with less proportion of a number of attempted incorrect answers and correct answers in all the subjects in the Test, followed by; 5. Candidate with less proportion of a number of attempted incorrect answers and correct answers in Mathematics (Part-I) in the Test, followed by; 6. Candidate with less proportion of a number of attempted incorrect answers and correct answers in Aptitude Test (Part-II) in the Test followed by; 7. If there is a tie even after this, candidates will be assigned the same rank. | | |
| Paper 2B (B. Planning) Part-I: Mathematics, Part-II: Aptitude Test, and Part-III: Planning- Based Questions in Computer-Based Test (CBT) mode. | | | | |
| 1. | Subject-wise distribution of Questions, Total | Subject | Number of Questions | Marks |
| | | Part-I: Mathematics | 20 (Section A) and 05 (Section B) | 100 |
| | Number of Questions, and Marks | Part-II: Aptitude Test | 50 | 200 |
| | | Part-III: Planning | 25 | 100 |
| | | Total | 100 | 400 |
| <i>20 questions will be MCQs and 05 (five) questions will have answers to be filled as a numerical value. There will be negative marking for both Section A and Section B (except Drawing Test). For each question in Section B, enter the correct integer value of the answer using the mouse and the on-screen virtual numeric keypad in the place designated to enter the answer. The answer should be rounded off to the nearest integer.</i> | | | | |
| 2. | Marking Scheme for MCQs | Correct Answer or the most appropriate Answer | Four marks (+4) | |
| | | Incorrect Answer/Multiple Answer | Minus one mark (-1) | |
| | | Unanswered /Marked for Review | No mark (0) | |
| 3. | Marking Scheme for questions for which the answer is a Numerical value | Correct Answer or the most appropriate Answer | Four marks (+4) | |
| | | Incorrect Answer | Minus one mark (-1) | |
| | | Unanswered / Marked for Review | No mark (0) | |

| | | |
|----|-----------------------------|---|
| 4. | Method of determining merit | <p>Conversion of the raw score in Mathematics, Aptitude Test, Planning Based Test, and total into NTA Scores.</p> <p>Overall merit shall be prepared by merging NTA Scores of all shifts of all days.</p> |
| 5. | Method of resolving ties | <p>Tie between candidates obtaining equal Total NTA scores in B. Planning will be resolved in the following manner:</p> <ol style="list-style-type: none"> 1. NTA score in Mathematics, followed by; 2. NTA score in Aptitude Test, followed by; 3. NTA score in Planning Based Questions, followed by; 4. Candidate with less proportion of a number of attempted incorrect answers and correct answers in all the subjects in the Test, followed by; 5. Candidate with less proportion of a number of attempted incorrect answers and correct answers in Mathematics (Part- I) in the Test, followed by; 6. Candidate with less proportion of a number of attempted incorrect answers and correct answers in Aptitude Test (Part- II) in the Test, followed by; 7. Candidate with less proportion of a number of attempted incorrect answers and correct answers in Planning Based Questions (Part-III) in the Test followed by; 8. If there is a tie even after this, candidates will be assigned the same rank. |

2.4.1 Multiple Choice Questions

To answer a question, the candidates need to choose one option corresponding to the correct answer or the most appropriate answer. However, if any anomaly or discrepancy is found after the process of challenges of the key verification, it shall be addressed in the following manner:

1. Correct answer or the most appropriate answer: Four marks (+4)
2. Any incorrect option marked will be given minus one mark (-1)
3. Unanswered/Marked for Review will be given no mark (0)
4. If more than one option is found to be correct then Four marks (+4) will be awarded to only those who have marked any of the correct options
5. If all options are found to be correct then Four marks (+4) will be awarded to all those who have attempted the question

Although sufficient care will be taken for the correctness of questions, in the event that a question(s) needs to be dropped, full marks for that question(s) will be awarded to ALL candidates.

2.4.2 Numerical Value Questions

There will be negative marking for Section B. However, if any anomaly or discrepancy is found after the process of challenges of the key verification, it shall be addressed in the following manner:

1. Correct Answer: Four marks (+4)
2. Incorrect Answer: Minus one mark (-1)
3. Unanswered/Marked for Review: No mark (0).
4. If a question is found to be incorrect or the Question is dropped then Four marks (+4) will be awarded to all Candidates. The reason could be due to human error or technical error.
5. Candidates are advised to do the calculations with the constants given (if any) in the questions.
The answer should be rounded off to the nearest integer.

2.5 Duration of Test

The total time duration for Paper 1 (B.E. / B. Tech.) is given in the table below:

| Paper | Subjects | Total Time Duration | |
|----------------------------------|-------------------------------------|-----------------------------|---|
| | | For Non-PwD/PwBD Candidates | *For PwD /PwBD Candidates (who are eligible for scribe) |
| Paper 1 (B.E. / B. Tech.) | Physics, Chemistry, and Mathematics | 03 hours | 04 hours |

Total time duration for Paper 2A (B. Arch), Paper 2B (B. Planning) and Paper 2A (B. Arch) & Paper 2B (B. Planning) both are given in the table below:

| Paper | Subjects | Total Time Duration | |
|---|--|-----------------------------|---|
| | | For Non-PwD/PwBD Candidates | *For PwD /PwBD Candidates (who are eligible for scribe) |
| Paper 2A (B. Arch) | Mathematics, Aptitude Test, and Drawing Test | 03 hours | 04 hours |
| Paper 2B (B. Planning) | Mathematics, Aptitude Test, and Planning Based Questions | 03 hours | 04 hours |
| Paper 2A (B. Arch) and Paper 2B (B. Planning) | Mathematics, Aptitude Test, Drawing Test, and Planning Based Questions | 03 hours 30 minutes | 04 hours 10 minutes |

Note - 2.3: *Compensatory time for PwD/PwBD Candidates of 20 minutes for a one-hour examination will be given to those who are eligible for Scribe.

2.6 Syllabus of Examination

The detailed syllabus for JEE (Main) is available on the website: <https://jeemain.nta.nic.in/>

CHAPTER – 3 ELIGIBILITY AND QUALIFICATION

3.1 Age Criteria

For appearing in the JEE (Main) - 2025, there is no age limit for the candidates. The candidates who have passed the class XII / equivalent examination in **2023, 2024 or appearing in 2025** irrespective of their age can appear in JEE (Main) - 2025 examination. However, the candidates may be required to fulfill the age criteria of the Institute(s) to which they are desirous of taking admission.

3.2 List of Qualifying Examinations (QE)

- i. The final examination of the 10+2 system, conducted by any recognized Central/ State Board, such as the Central Board of Secondary Education, New Delhi; Council for the Indian School Certificate Examinations, New Delhi; etc.
- ii. Intermediate or two-year Pre-University examination conducted by a recognized Board/ University.
- iii. Final examination of the two-year course of the Joint Services Wing of the National Defense Academy
- iv. Senior Secondary School Examination conducted by the National Institute of Open Schooling with a minimum of five subjects.
- v. Any Public School/ Board/ University examination in India or any foreign country is recognized as equivalent to the 10+2 system by the Association of Indian Universities (AIU).
- vi. Higher Secondary Certificate Vocational Examination.
- vii. A Diploma recognized by AICTE or a State board of technical education of at least 3 years duration.
- viii. General Certificate Education (GCE) examination (London/Cambridge/Sri Lanka) at the Advanced (A) level.
- ix. High School Certificate Examination of the Cambridge University or International Baccalaureate Diploma of the International Baccalaureate Office, Geneva.
- x. Candidates who have completed the Class XII (or equivalent) examination outside India or from a Board not specified above should produce a certificate from the Association of Indian Universities (AIU) to the effect that the examination they have passed is equivalent to the Class XII Examination.
- xi. In case the Class XII Examination is not a public examination, the candidate must have passed at least one public (Board or Pre-University) examination earlier.

3.3 Year of Appearance in Qualifying Examination

Candidates those who have passed the Class XII / equivalent examination in 2023, 2024 or those who are appearing in the Class XII / equivalent examination in 2025, are eligible to appear in JEE (Main) - 2025.

Candidates who passed the Class XII / equivalent examination in 2022 or before are not eligible to appear in JEE (Main) - 2025.

3.4 State of Eligibility

State code of eligibility means the code of the State from where the candidate has passed the Class XII (or equivalent) qualifying examination by virtue of which the candidate becomes eligible to appear in JEE (Main) - 2025. It is important to note that the State code of eligibility does NOT depend upon the native place or the place of residence of the candidate. For example, if a candidate appears for the Class XII (or equivalent) qualifying examination from an Institution situated in New Delhi and is a resident of Noida, Uttar Pradesh, then the candidate's State code of eligibility will be Delhi and NOT Uttar Pradesh.

If a candidate has passed the Class XII (or equivalent) qualifying examination from one State but appeared for improvement from another State, the candidate's State code of eligibility will be from where the candidate first passed the Class XII (or equivalent) examination and NOT the State from where the candidate has appeared for improvement.

Candidates passed / appearing for Class XII from NIOS should select the State of Eligibility according to the State in which the study Centre is located.

For Indian nationals passing the Class XII (or equivalent) examination from Nepal/Bhutan, the State code of eligibility will be determined based on a permanent address in India as given in the passport of the candidate.

The State code of eligibility for OCI passing the Class XII (or equivalent) examination in India is at par with Indian nationals. However, OCI passing the Class XII (or equivalent) examination from an institution abroad are eligible for Other State quota seats or All India quota seats (but NOT for Home State quota seats) in all NITs, IIITs and Other-CFTIs.

CHAPTER – 4 RESERVATIONS

4.1 Reservations

Indian nationals belonging to certain categories are admitted under the seats reserved for them in accordance with the rules prescribed by the Government of India. The categories and the extent of reservation are as follows:

1. General category belonging to Economically Weaker Section (GEN- EWS) – 10% of seats in every course. The benefit of reservation will be given only to those General category candidates who satisfy the conditions given in the OM No. 20013/01/2018-BC-II dated 17 January 2019, issued by the Ministry of Social Justice and Empowerment. The criteria for GEN-EWS will be as per the prevailing norms and/or notifications of the Government of India.
2. Other Backward Classes belonging to the Non-Creamy Layer (OBC- NCL) – 27% of seats in every course.
 - a) OBCs should be listed in the current updated central list of OBCs (<http://www.ncbc.ac.in>).
 - b) OBCs present in the State list but not covered in the central list of OBCs (as per the list in <http://www.ncbc.ac.in>) are NOT eligible to claim the reservation.
 - c) The criteria for OBC-NCL will be as per the notification of the Government of India.
 - d) Candidates belonging to the creamy layer of OBC are NOT entitled to reservation. Such candidates are treated as belonging to the general (GEN), i.e. unreserved category, and they will be eligible only for the OPEN seats – the seats for which all candidates are eligible.
3. Scheduled Caste (SC) – 15% of seats in every course.
4. Scheduled Tribe (ST) – 7.5% of seats in every course.
5. Persons with Disability/ Persons with Benchmark Disability (PwD/PwBD) – 5% seats in each of the GENERAL, GEN-EWS, OBC- NCL, SC and ST category seats.

4.2 Provisions relating to Persons with Disability (PwD)/ Persons with Benchmark Disability (PwBD):

4.2.1 The Rights of Persons with Disabilities Act, 2016:

The Gazette of India, Extraordinary Part-II Section 1, Ministry of Law And Justice (Legislative Department) New Delhi dated 28 December 2016 on “The Rights of Persons With Disabilities Act, 2016. The relevant paragraphs of the above Gazette Notification for consideration are as under: -

Chapter 1.

Para 2 (r) “person with benchmark disability” means a person with not less than forty percent of a specified disability where specified disability has not been defined in measurable terms and includes a person with disability where specified disability has been defined in measurable terms, as certified by the certifying authority;

Para 2 (s) “person with disability” means a person with long term physical, mental, intellectual or sensory impairment which, in interaction with barriers, hinders his full and effective participation in society equally with others;

Para 2 (zc) “specified disability” means the disabilities as specified in the Schedule; (Appendix - II)

4.2.2 Office Memorandum dated 29 August 2018:

Ministry of Social Justice & Empowerment, Govt. of India, Office Memorandum No. F. No. 34-02/2015-DD-III dated 29 August 2018 for conducting written examination for persons with specified disabilities covered under the definition of Section 2(r) of the RPwD Act, 2016. The relevant paragraphs of the above Office Memorandum for consideration are as under :-

Para IV. The facility of Scribe/Reader/Lab Assistant should be allowed to any person with benchmark disability as defined under section 2(r) of the RPwD Act, 2016 and has limitation in writing including that of speed if so desired by him/her.

In case of persons with benchmark disabilities in the category of blindness, locomotor disability (both arm affected-BA) and cerebral palsy, the facility of scribe/reader/lab assistant shall be given, if so desired by the person.

In case of other category of persons with benchmark disabilities, the provision of scribe/reader/lab assistant can be allowed on production of a certificate to the effect that person concerned has physical limitation to write, and scribe is essential to write examination on his behalf, from the Chief Medical Officer/Civil Surgeon/Medical Superintendent of a Government health care institution as per proforma at Appendix - III.

In case the candidate is allowed to bring his own scribe, the qualification of the scribe should be one step below the qualification of the candidate taking examination. The person opting for own scribe should submit details of the own scribe as per proforma at Appendix-IV.

4.2.3 Office Memorandum dated 10 August 2022:

Ministry of Social Justice & Empowerment, Govt. of India, Office Memorandum No F. No. 29-6/2019-DD-III dated 10 August 2022 for conducting written examination for persons with specified disabilities covered under the definition of Section 2(s) of the RPwD Act, 2016 but not covered under the definition of Section 2(r) of the said Act, i.e. person having less than 40% disability and having difficulty in writing. The relevant paragraphs of the above Office Memorandum for consideration are as under: -

Para 3 (b). The facility of scribe and/or compensatory time shall be granted solely to those having difficulty in writing subject to production of a certificate to the effect that person concerned has limitation to write and that scribe is essential to write examination on his/her behalf from the competent medical authority of a Government healthcare institution as per proforma at Appendix-V.

Para 3 (c). The medical authority for the purpose of certification as mentioned above should be a multi-member authority comprising the following: -

- i. Chief Medical officer/Civil Surgeon /Chief District Medical Officer, Chairperson
- ii. Orthopaedic/PMR specialist
- iii. Neurologist, if available*
- iv. Clinical Psychologist/Rehabilitation Psychologist/ Psychiatrist/Special Educator
- v. Occupational therapist, if available*
- vi. Any other expert based on the condition of the candidate as may be nominated by the Chairperson.

(* the Chief Medical Officer/Civil Surgeon/Chief District Medical Officer may make full efforts for inclusion of neurologists, occupational therapist from the nearest District or the Medical College/Institute, if the same is not available in the District)”

The candidate should fill up the details of scribe as per undertaking proforma at Appendix-VI.

4.2.4 Scribe and Compensatory Time

1. The candidate should have the discretion of opting for his own scribe / reader / lab assistant or request the Examination Body for the same. The examining body may also identify the scribe / reader / lab assistant to make panels at the District / Division / State level as per the requirements of the examination. In such instances the candidates should be allowed to meet the scribe two days before the examinations so that the candidates get a chance to check and verify whether the scribe is suitable or not.

2. The word “extra time or additional time” that is being currently used should be changed to “compensatory time” and the same should not be less than 20 minutes per hour of examination for persons who are allowed use of scribe / reader / lab assistant. All the candidates with benchmark disabilities who are eligible for availing the facility of scribe in terms of guidelines vide para IV of Para 2.2.2 above may be allowed additional time of minimum of one hour for examination of 3 hours duration whether they use the facility of scribe or not. In case the duration of the examination is less than an hour, then the duration of additional time should be allowed on pro-rata basis. Additional time should not be less than 5 minutes and should be in the multiple of 5”.

Note – Both the guidelines i.e. dated 29 August 2018 (for PwBDs) and dated 10 August 2022 (for PwDs) have other important aspects such as allowing use of assistive devices, proper seating arrangement, accessibility of examination centres etc. which will be followed.

The scribe will help the Candidate in reading the questions and / or keying in the answers as per the directions of the Candidate. A scribe will NEITHER explain the questions NOR suggest any solution to the Candidate.

It is to be noted that the Scribe will be provided by the National Testing Agency (NTA), if requested by the Candidate.

If it is found at any stage that a candidate has availed the services of a scribe and/or availed the compensatory time but does not possess the extent of disability that warrants the use of a scribe and/or grant of compensatory time, the candidate will be excluded from the process of evaluation, ranking, counselling and admission. In case such a candidate has already been admitted to any Institution, the admission of the candidate will be cancelled.

Physical Disability certificate (Unique Disability Identification (UDID)) issued by the notified medical authority needs to be uploaded in the Online Application Form of JEE (Main) – 2025.

Note – 4.1: The NTA does not guarantee any change in the category or sub-category (PwD/PwBD status) after the submission of the Online Application Form, and in any case, no change will be entertained by NTA after the declaration of NTA Score for JEE (Main) - 2025. The category/sub-category (PwD/PwBD status) entered in the JEE (Main) Database by the candidate will be used for the JEE (Advanced). Therefore, the candidates are advised to fill in the category/sub-category column very carefully.

Note – 4.2: The extent of “specified disability” in a person shall be assessed in accordance with the “Guidelines for the purpose of assessing the extent of specified disability in a person included under the Rights of Persons with Disabilities Act, 2016.

Note – 4.3: Candidates must note that the benefit of reservation will be given to them subject to verification of documents. If it is discovered at any stage that a candidate has used a false/fake/incorrect document or has furnished false, incorrect or incomplete information, in order to avail the benefit of reservation, then such a candidate shall be excluded from all admission processes. In case such a candidate has already been given admission, the admission shall stand cancelled.

4.3 Reservation Policy of State Government

In the case of the Institutes run/aided/recognized by State Governments, the reservation policy of the respective State Governments shall be applicable

Note – 4.4: The benefit of reservation for admission to NITs/ IITs and CFTIs shall be given only to those classes/castes/tribes which are in the respective Central List published by the Government of India from time to time.

Note – 4.5: The benefit of reservation will be given only to those castes and tribes that are mentioned in the respective central list of corresponding states published by the Government of India (websites: <http://socialjustice.nic.in> and <https://ncst.nic.in>).

CHAPTER – 5

CONDUCT OF EXAMINATION

5.1 Choice of Cities

The Cities where the JEE (Main) – 2025 Session 1 will be conducted are given in Appendix -VII. While applying, candidates have to select any four cities of their choice. Efforts will be made to allot the city of examination to the candidates in order of choice opted by them in their online Application Form. However, due to administrative/logistic reasons, a different city can be allotted.

In case, there are very few candidates from a City, the NTA reserves the right to merge one, two or more cities.

The decision of the NTA regarding the allotment of the City/Centre shall be final. No further correspondence or request shall be entertained in such a case.

While filling up the Online Application Form, candidates should select four Convenient Cities from Appendix - VII as their Choice of Cities for the exam Centre in order of their priority. Choice of Centre Cities will be limited to the State of Permanent Address or State of Present Address only.

In case of foreign candidates out of four choices of city, the candidate has to select at least one convenient city of India as their Choice of Cities from Appendix -VII for the exam Centre in order of their priority.

For convenience, the candidates may select their own city or neighbouring cities in their State of Residence only and not far away cities in other States. NTA will not be responsible for any inconvenience due to the incorrect selection of cities by the candidates.

In case, the number of candidates opting for a city as a Centre with a regional language is less than a certain minimum, candidates may be allotted a Centre in another city irrespective of the city opted by the candidates for appearing in the examination.

Though every effort will be made to allot a Centre in one of the cities selected by the candidate, the NTA reserves the right to allot a Centre in a city other than the candidate's choice.

Allotment of Centres will be done mostly in one of the preferred cities of the candidates and there will be no human intervention.

Note – 5.1: All efforts will be made by NTA to consider the comfort and convenience of candidates, including PwD/ PwBD Candidates while allotting Centres.

5.2 Admit Card

The e-Admit Card will be issued provisionally to the candidates through the NTA website: <https://jeemain.nta.nic.in/>, subject to the fulfillment of the eligibility conditions and receipt of the prescribed application fee by NTA.

The candidate has to download the Admit Card from the NTA website. The candidate will appear in the examination at the given Centre on the date and shift/timing as indicated in his/her e-Admit Card.

No candidate will be allowed to appear at the examination Centre, on the date and shift/time other than that allotted to him/ her in his/ her Admit Card.

In case a candidate is unable to download his/ her Admit Card from the website, he/ she should approach the NTA Help Line Number: 011-40759000 between 10.00 A.M. to 05.00 P.M.

The candidates are advised to read the instructions on the Admit Card carefully and strictly follow them during the examination.

In case of any discrepancy in the particulars of the candidate or his/her photograph and signature shown in the e-Admit Card and Confirmation Page, the candidate may immediately approach the NTA Help Line from 10:00 A.M. to 05:00 P.M. In such a case, the candidate would appear in the examination with the already downloaded Admit Card. However, NTA will take necessary action to make corrections in the record later.

Note – 5.2:

- The Candidates may note that Admit Cards will not be sent by post.
- In no case, the duplicate Admit Card for Joint Entrance Examination (Main) - 2025 would be issued at the Examination Centres.
- The candidates must not mutilate the Admit Card or change any entry made therein. In case any change or tampering of Admit Card is noticed, it will be considered as UFM.
- Candidates are advised to preserve their Admit Cards in good condition for future reference.
- No Admit Card shall be issued to the candidates whose applications are found to be incomplete for any reasons (including indistinct/ doubtful photographs/unsigned Applications) or who do not fulfill the eligibility criteria for the examination.
- Issue of Admit Cards, however, shall not necessarily mean acceptance of eligibility which shall be further scrutinized at subsequent stages of the admission process.

5.3 Schedule of Examination

| | | |
|------------------------------|---|--|
| Dates of Examination | <p><i>Session 1: Between 22 January 2025 and 31 January 2025</i></p> <p><i>Session 2: Between 01 April 2025 and 08 April 2025</i></p> <p>(Exact date, shift, and city of examination for Paper 1: B.E./B. Tech and Paper 2A: B. Arch and Paper 2B: B. Planning will be made available to the Candidates on their Admit Cards)</p> | |
| Mode of Examination | Paper 1: B.E. / B. Tech | “Computer Based Test (CBT)” mode only |
| | Paper 2A: B.Arch. | Part-I: Mathematics and Part-II: Aptitude Test in Computer Based Test (CBT) mode only |
| | | Part-III: Drawing Test in “Pen and Paper” (offline) mode, to be attempted on the Drawing sheet of A4 size. |
| Paper 2B: B. Planning | Part-I: Mathematics Part-II: Aptitude Test, and Part-III: Planning Based MCQs in “Computer Based Test (CBT)” mode only | |

| | Duration of Examination | First Shift | Second Shift |
|---|------------------------------------|--------------------------------|--------------------------------|
| Timing of Examination | 3 Hours (Paper 1, 2A, 2B) | 09.00 A.M. to 12.00 Noon (IST) | 03.00 P.M. to 06.00 P.M. (IST) |
| | 3 Hours 30 Minutes (Paper 2A & 2B) | 09.00 A.M. to 12.30 P.M. (IST) | 03.00 P.M. to 06.30 P.M. (IST) |
| Entry in the Examination Centre/ Hall/ Room, frisking, biometric registration/ record of manual attendance by Invigilator, document verification/ cross-checking of Admit Card, signature, and photo match to be completed by Invigilator, etc. | 07.00 A.M. to 08.30 A.M. | | 01.00 P.M. to 02.30 P.M. |
| Instructions by the Invigilator(s) | 08.30 A.M. to 08.50 A.M. | | 02.30 P.M. to 02.50 P.M. |
| Candidates log in to read instructions | 08.50 A.M. | | 02.50 P.M. |
| Test Commences | 09.00 A.M. | | 03.00 P.M. |

Note - 5.3: *Compensatory time for PwD/PwBD Candidates of 20 minutes for a one-hour examination will be given to those who are eligible for Scribe.

5.4 Important Instructions for the Candidates

1. Candidates are advised to report at the Examination Center well on time i.e. 02 hours before the commencement of the examination.
2. Candidates should take their seats immediately after the opening of the Examination Hall. If the candidates do not report on time due to any reason i.e. traffic jam, train/bus delay, etc., they are likely to miss some of the important instructions to be announced in the Examination Rooms/ Halls. The NTA shall not be responsible for any delay of the candidate to reach the examination Centre.
3. The candidate must show, on-demand, the Admit Card downloaded/ printed from the NTA website for admission in the examination room/ hall. The Test Centre Staff on duty is authorized to verify the identity of candidates and may take steps to verify and confirm the identity credentials. Candidates are requested to extend their full cooperation. Candidates who do not possess valid Admit Cards and authorized Photo IDs shall not be permitted to take the examination under any circumstances by the Centre Superintendent.
4. A seat indicating Roll Number will be allotted to each candidate. Candidates should find and sit in their allocated seats only. In case a candidate ventures to change his/her seat and does not sit on the allotted seat, will face cancellation of candidature. No plea would be entertained in this regard.
5. The candidate should ensure that the Question Paper available on the computer is as per candidate opted subject indicated in the Admit Card. In case, the subject of the Question Paper is other than candidate opted subject, the same may be brought to the notice of the Invigilator concerned.
6. The candidates may approach the Centre Superintendent/Invigilator in the room for any technical assistance, first aid emergency, or any other information during the course of the examination.

7. For any queries or issues regarding the Computer Based Test, the candidates may contact on Helpline Numbers available on the Joint Entrance Examination (Main) website.
8. In case a candidate, by furnishing false information, appears in more than one shift/date, his / her candidature will be cancelled and his / her **result will not be declared**.
9. For those who are unable to appear on the scheduled date of the test for any reason, a re-test shall not be held by the NTA under any circumstances.
10. All Candidates shall ensure that the information (like his/her name, mother's name, father's name, gender, date of birth, category, PwD status, mobile number, e-mail address, photograph, and signature, choice of cities for examination Centre, etc.) provided by them in their online Application Form is correct. Candidates are advised to exercise the utmost care in filling up the correct details in the Online Application Form. Any request for change in the particulars and uploaded scanned images at any stage will not be considered by NTA under any circumstances. NTA will not entertain the corrections sent by the candidate through Post/Fax/WhatsApp/E-mail/by Hand.
11. Candidates are NOT allowed to carry Instruments, Geometry or Pencil box, Handbag, Purse, any kind of Paper/ Stationery/ Textual material (printed or written material), Eatables and Water (loose or packed), Mobile Phone/ Earphone/ Microphone/ Pager, Calculator, DocuPen, Slide Rules, Log Tables, Camera, Tape Recorder, Electronic Watches with facilities of calculator, any metallic item or electronic gadgets/ devices in the Examination Hall/Room. 4. Candidates are requested to retain a copy of the Confirmation Page, Admit Card, and Scorecard of the JEE (Main) – 2025 as the same will not be available after 31 July 2025.

Note – 5.4: Candidates shall appear at their own cost at the Centre on the Date and Shift as indicated in their Admit Card issued by the NTA. Under no circumstances the choice of cities for the Centre and shift provided in the Admit Card shall be changed.

Candidates MUST carry the following documents on the day of examination at the test centre. In the absence of these documents, candidates will not be allowed to sit for the examination.

- a. Print copy of Admit Card along with Self Declaration (Undertaking) downloaded from the NTA Website (a clear printout on A4 size paper) duly filled in.
- b. One passport size photograph (same as uploaded on the Online Application Form) for pasting on the specific space in the Attendance Sheet at Centre during the examination.
- c.
- d. Any one of the authorized photo IDs (must be original, valid, and non-expired) – School Identity Card/ PAN card/ Driving License/ Voter ID/ Passport/ Aadhaar Card (With photograph)/ E-Aadhaar with photograph/ Ration Card with photograph/ Class XII Board Admit Card with photograph/ Bank Passbook with Photograph.
- e. PwD/PwBD certificate issued by the authorized medical officer, if claiming the relaxation under PwD/PwBD category or PwD/PwBD Certificate regarding physical limitation in an examination to write as per Annexures given in Information Bulletin, if claiming the relaxation under PwD/PwBD category.
- f. A simple transparent Ball Point Pen.

Rough work

All calculations/writing work is to be done only in the Rough Sheet provided at the Test Centre in the Examination Room/Hall and on completion of the test, candidates must hand over the Rough Sheets to the Invigilator on duty in the Room/Hall.

5.5 Unfair means practices and breach of examination rules

5.5.1 Definition:

Unfair Means practice is an activity that allows a candidate to gain an unfair advantage over other candidates. It includes, but is not limited to:

- a) Being in possession of any item or article which has been prohibited or can be used for unfair practices including any stationery item, communication device, accessories, eatable items, ornaments or any other material or information relevant or not relevant to the examination in the paper concerned;
- b) Using someone to write an examination (impersonation) or preparing material for copying;
- c) Breaching examination rules or any direction issued by NTA in connection with the JEE (Main) - 2025 examination from time to time;
- d) Assisting other candidates to engage in malpractices, giving or receiving assistance of any kind directly or indirectly or attempting to do so;
- e) Contacting or communicating or trying to do so with any person, other than the Examination Staff, during the examination time in the Examination Centre;
- f) Threatening any of the officials connected with the conduct of the examination or threatening any of the candidates;
- g) Using or attempting to use any other undesirable method or means in connection with the examination;
- h) Manipulation and fabrication of online documents viz. Admit Card, Self-Declaration, score card, certificates issued by any Government authority etc.;
- i) Forceful entry in /exit from Examination Centre/Hall;
- j) Use or attempted use of any electronic device after entering the Examination Centre;
- k) Affixing/uploading of wrong/morphed photographs/signatures on the Application Form/Admit Card/ Proforma;
- l) Creating obstacles in the smooth and fair conduct of the examination;
- m) Not attempting the question paper for long time intervals;
- n) Fidgeting and looking here and there;
- o) In possession of bits of paper;
- p) Any other malpractices declared as Unfair Means by the NTA;
- q) Any candidate with more than one Application Number (more than one SCORE CARDS) will be treated as UFM, even if found at a later stage, and strict action will be taken against that Candidate.
- r) **An offence punishable under the Public Examinations (Prevention of Unfair Means) Act, 2024.**

5.5.2 Punishment for using unfair means practices:

During the course of, before, or after the examination if a candidate indulges in any of the above or similar practices, he/she shall be deemed to have used unfair practices and booked under the UNFAIR MEANS (U.F.M.) case. **The candidate may be debarred for 3 years in the future** and shall also be liable *for criminal action* and /or any other action as deemed fit.

5.5.3 Cancellation of Result

The result of JEE (Main) - 2025 of the candidate(s) who indulge in Unfair means Practices will be cancelled and will not be declared. Similarly, the result of those candidates who appear from the Centre other than the one allotted to them or allow another candidate/person to write the examination on his behalf will be cancelled. **Any candidate who appears in a Session more than once will lead to cancellation of his/her candidature.** No plea will be entertained in this regard.

5.6 Answer Key and Challenges

5.6.1 Display of Answer Key for Challenges

1. The NTA will display the Provisional Answer Key of the questions on the NTA website: <https://jeemain.nta.nic.in/>, with a Public Notice, issued to this effect on the said website, to provide an opportunity to the candidates to challenge the Provisional Answer Keys with a non-refundable online payment of ₹ 200/- per question challenged as processing charges. The provisional Answer Keys are likely to be displayed for **two to three days**.
2. Only paid challenges made during the stipulated time through the key challenge link will be considered. Challenges without justification/evidence and those filed on any other medium other than the prescribed link will not be considered.
3. The NTA decision on the challenges shall be final and no further communication will be entertained. NTA will not inform the Candidates individually about the outcome of the challenges made.
4. The subject experts will examine all the challenges received and then a final answer key will be displayed and declared.
5. The result will be compiled based on the final answer key declared on NTA website. No grievance with regard to answer key(s) after the declaration of result/NTA Score of JEE (Main) - 2025 will be entertained.

5.6.2 Display of Question Paper attempted and Recorded Responses

The NTA will display the recorded responses and Question Papers attempted by the candidates on the NTA website <https://jeemain.nta.nic.in/> prior to the declaration of the result / NTA Score. The recorded responses are likely to be displayed for **two to three days**.

5.7. JEE (Main) NTA Score for B.E. / B. Tech, B. Arch. and B. Planning

5.7.1 JEE (Main) NTA Score for B.E. / B.Tech, B.Arch. and B. Planning

- a) Evaluation of multiple-choice questions of B.E./B.Tech, B.Arch. and B.Planning will be carried out using final answer keys and the raw (actual) marks obtained by a candidate will be considered further for computation of the result of JEE (Main) - 2025.
- b) For multi-shift papers, raw (actual) marks obtained by the candidates in different shifts/sessions will be converted to NTA Score.
- c) The detailed procedure for the compilation of the NTA Score is available on the NTA Website and also in the Appendix-VIII of the Information Bulletin.

5.7.2 Compilation and display of Result of Paper-1 (B.E./B.Tech.) of JEE (Main)- 2025

- a) Compilation and display of NTA Score for Session 1 of Paper-1 (B.E. / B.Tech.):

Since Session 1 of JEE (Main) - 2025 B.E. / B.Tech will be conducted in multi-shifts, and NTA scores will be calculated corresponding to the raw (actual) marks obtained by a candidate. The

calculated NTA scores for all the shifts will be declared on the NTA website(s). This will comprise the NTA scores for each of the three subjects (Mathematics, Physics and Chemistry) and the total in B.E. / B.Tech of Session 1 of Paper 1 of JEE (Main) – 2025.

b) Compilation of NTA Score for Session 2 of Paper 1 (B.E. /B.Tech.):

Similarly, Session 2 of JEE (Main) - 2025 B.E./B.Tech will be conducted in multi-shifts, and NTA scores will be calculated corresponding to the raw (actual) marks obtained by a candidate. The calculated NTA scores for all the shifts will comprise the two NTA scores for each of the three subjects (Mathematics, Physics and Chemistry) and the total in B.E./B.Tech of Session 2 of Paper 1 of JEE (Main) – 2025.

c) Compilation and display of results including overall Merit List/Ranking of Paper 1 (B.E. /B.Tech.):

The NTA scores for each of the candidates in Total in B.E./B.Tech for Session 1 as well as for Session 2 of JEE (Main) - 2025 will be merged for the compilation of results and preparation of the overall Merit List/Ranking. The best of the two NTA Scores (Total) will be considered for further processing for those candidates who appeared in both sessions.

In case of a tie, i.e. when two or more candidates obtain equal Total NTA Score in JEE (Main)-2025, the inter-se merit of such candidates shall be determined as per “Method of resolving ties” given in Chapter 2 for Paper 1.[2.4 (5)].

The NTA scores and rank of B.E. /B. Tech of JEE (Main) – 2025 for all candidates who appeared in Session 1 as well as in Session 2 for JEE (Main) - 2025 will be declared on the NTA website(s). This shall comprise the NTA scores obtained by the candidate in Session 1, NTA scores obtained in Session 2, and NTA scores for those who appeared in both sessions (best of the two Total NTA scores) along with the status of those who qualify for appearing in JEE (Advanced) – 2025 provided and subject to other conditions of eligibility being met. The rank shall comprise the All India rank and the All India category rank.

5.7.3 Compilation and display of Result of Paper 2A (B. Arch) and Paper-2B (B. Planning) of JEE (Main)-2025:

a) Compilation and display of NTA Score for Session 1 of Paper 2A (B. Arch) or Paper 2B (B. Planning):

Since Session 1 of JEE (Main) - 2025 Paper-2A (B. Arch) or Paper-2B (B. Planning) will be conducted in multi-shifts, NTA scores will be calculated corresponding to the raw (actual) marks obtained by a candidate. The calculated NTA scores for all the shifts will be declared on the NTA website(s). This will comprise the NTA scores for each of the three parts (Mathematics, Aptitude Test and Drawing Test or Planning Based Test) and the total in Paper 2A (B. Arch) or Paper 2B (B. Planning) of Session 1 of JEE (Main) – 2025.

b) Compilation of NTA Score for Session 2 of Paper 2A (B. Arch) or Paper 2B (B. Planning): Similarly, Session 2 of JEE (Main) - 2025 Paper 2A (B. Arch) or Paper 2B (B. Planning) will be conducted in multi-shifts and NTA scores will be calculated corresponding to the raw (actual) marks obtained by a candidate. The calculated NTA scores for all the shifts will comprise the NTA scores for each of the three parts (Mathematics, Aptitude Test, and Drawing Test or Planning Based Test) and the total in Paper 2A (B. Arch) or Paper 2B (B. Planning) of Session 2 of JEE (Main) – 2025.

- c) Compilation and display of results including overall Merit List/ Ranking of Paper 2A (B. Arch) or Paper 2B (B. Planning):

The NTA scores for each of the candidates in Total in Paper 2A (B. Arch) or Paper 2B (B. Planning) for Session 1 as well as for Session 2 of JEE (Main)-2025 will be merged for compilation of results and preparation of overall Merit List/Ranking. The best of the two NTA Scores (Total) will be considered for further processing for those candidates who appeared in both sessions.

In case of a tie, i.e. when two or more candidates obtain equal Total NTA Score in JEE(Main)-2025, inter-se merit of such candidates shall be determined as per “Method of resolving ties” given in Chapter- 2 for Paper-2A (B. Arch) and Paper-2B (B. Planning).

The NTA scores and rank of Paper-2A (B. Arch) or Paper-2B (B. Planning) of JEE (Main) – 2025 for all candidates who appeared in Session 1 as well as in Session 2 for JEE (Main) - 2025 will be declared on the NTA website(s). This shall comprise the NTA scores obtained by the candidate in Session 1, NTA scores obtained in Session 2 and NTA scores for those who appeared in both sessions (best of the two Total NTA scores). The rank shall comprise the All India rank and All India category rank.

A copy of the Final Scorecard of JEE (Main) – 2025 will be sent to the registered e-mail address of the Candidates.

Note – 5.5:

- 1 The All India Rank shall be compiled and declared after conduct of Session 2 of JEE (Main) - 2025 Examination.
- 2 No Score/Rank Card will be dispatched to the candidates and the candidates are advised to download their Score/Rank Cards from the JEE (Main) website: www.nta.ac.in/, <https://jeemain.nta.nic.in/> only.
- 3 Only the All India Rank (AIR) is used for admissions through Central Seat Allocation Board (CSAB)/Joint Seat Allocation Authority (JoSAA) to NITs/ IITs/ CFTIs/ SFIs/ Others.
- 4 All participating Institutions that do not use the Centralized Seat Allocation Process will prepare their own ranking based on the performance in JEE (Main) - 2025 and other criteria as decided by them.
- 5 **The National Testing Agency (NTA) is an examination conducting body and not an admission giving authority.** Therefore, NTA does not collect the information regarding the total number of seats available in the institutions or the eligibility and reservation criteria followed by the institutions.

5.7.4 Re-evaluation / Re-checking of Result

There shall be no re-evaluation/re-checking of the result. No correspondence in this regard shall be entertained.

5.7.5 Use of score of JEE (Main) – 2025 by other Organizations

The merit list / scores / result of JEE (Main) – 2025 may be utilized by other Entities of Central / State Governments with their eligibility criteria / norms / applicable regulations / guidelines / rules.

5.8. Admission

Admission to NITs, IITs, CFTIs, SFIs, State Engineering Colleges in the Participating States, and Other Participating Institutions.

5.8.1 Eligibility for Admission to NITs, IITs, and CFTIs participating through the Central Seat Allocation Board (CSAB):

For the candidates who qualify for admission in the NITs, IITs and such other CFTIs whose admissions are based on the JEE (Main) ranks in Paper 1, they should have secured at least 75% marks in the Class XII examination or be in the top 20 percentile in Class XII examination conducted by respective Boards. For SC / ST candidates, the qualifying marks should be 65% in the Class XII examination.

The candidate is also required to pass in each of the subjects of Class XII / qualifying examination. The Admission to NITs, IITs and CFTIs will be based on the announced qualifying Percentile by the individual Institutes.

For eligibility regarding details, candidates may refer to the website <https://csab.ac.in/>.

The eligibility criteria decided by the Council of Architecture for admission to B.Arch. course other than NITs, IITs and CFTIs.

For B. Planning, the candidates should have passed the qualifying examination with 50 % marks in Mathematics and 50% marks in aggregate of the qualifying examination.

Subject combinations required in the qualifying examination for admission to B.E./B.Tech, B. Arch and B. Planning Courses in NITs, IITs, and other CFTIs shall be as under

| Course | Required Criteria based on Class XII / Equivalent qualifying Examination |
|-------------|--|
| B.E/B.Tech. | Passed qualifying examination with Physics and Mathematics as compulsory Subjects along with one of the Chemistry/Biotechnology/Biology/ Technical Vocational subjects. |
| B.Arch. | No candidate shall be admitted to an architecture course unless he has passed an examination at the end of the 10+2 scheme of examination with at least 50 percent. aggregate marks in Physics, Chemistry and Mathematics and also at least 50 percent marks in aggregate of the 10+2 level examination or passed the 10+3 Diploma Examination with Mathematics as a compulsory subject with at least 45 percent marks in aggregate. |
| B. Planning | Passed qualifying examination with Mathematics |

As per the Gazette of India dated: 19 July 2023, F. No. CA/498/2023/MSAE (Regulations), the eligibility criteria for B.Arch. has been updated as mentioned above.

The Admission Policy, as announced by the Competent Authority of the admitting institutes shall be followed at the time of admission. The Candidates are advised to satisfy themselves about their Eligibility for Admission from the respective websites of admitting authorities.

5.8.2 Eligibility for Admission to Other Institutions

The above-mentioned policy could also be adopted by other Technical Institutions participating in counseling through JoSAA /CSAB. In case a State opts to admit students to the engineering Colleges affiliated with State Universities, the State may prepare a separate rank list based on criteria decided by them.

For all admission-related procedures/queries, the candidates are advised to refer to the website of JoSAA, Central Seat Allocation Board (CSAB), or the concerned State Government/Institute after the declaration of result/ranks of JEE (Main) - 2025.

Note – 5.6: The letters / e-mails / grievances / queries / RTI applications / Court cases pertaining to admission related matters/procedures will not be entertained by NTA. The same may be addressed to the concerned Counseling/Authorities/Admitting Institutions.

5.8.3 Seat Allocation Process and Admission Procedure

Candidates shall be offered admission based on their choices and All India Ranks of JEE (Main) - 2025 through a Seat Allocation Process to be announced later by CSAB/ JoSAA. The authentication/ verification of relevant documents in support of identification, date of birth, qualifying examination, State of eligibility, category and disability (if any) of the qualifying candidates would be done at the time of the Seat Allocation/ admission process. On failing to produce any of the authentic documents, the candidate may not be considered for admission.

Gen-EWS, SC, ST, OBC and PwD/PwBD candidates will be required to produce the original certificate as per prescribed formats issued by the competent authority at the time of the Seat Allocation/admission process failing which they will not be considered for admission.

5.8.4 Eligibility Criteria for Indian Nationals Appearing in JEE (Advanced) – 2025

Candidates should be among the top 2, 50, 000 successful candidates (including all categories) in B.E./B.Tech. Paper of JEE (Main) – 2025. The candidate may refer JEE (Advanced) website <https://jeeadv.ac.in/> for the latest information.

5.9. Correspondence with NTA

All the correspondence should preferably be addressed by e-mail. The email query shall be addressed only if it is not anonymous and contains the name, postal address and contact number of the sender. An email containing vague or general queries and other queries as contained in the Information Bulletin shall not be entertained. Queries shall not be entertained from a person claiming to be representatives, associates or officiates of the applicant candidate. The following information shall not be revealed by phone or email:

- Internal documentation/status.
- The internal decision-making process of NTA. Any claim/counterclaim thereof.
- Dates and venue of internal meetings or name of the staff/officers dealing with it.
- Any information which cannot be revealed in the opinion of NTA.

5.10. Weeding Out Rules

The record of Joint Entrance Examination JEE (Main) - 2025 will be preserved up to **90 days from the date of declaration of result.**

5.11 Legal Jurisdiction

All disputes pertaining to the conduct of the JEE (Main) – 2025 Examination including Results shall fall within the **jurisdiction of Delhi/New Delhi** only. Further, any grievance/representation arising out of the Result shall be entertained only when raised within 30 days from the declaration of the result. Further, the copy of the Legal Notice or Writ Petition/ Petition/Appeal/ Reply may be served to NTA only through: legal@nta.ac.in

5.12 RTI

Information uploaded on the website shall not be provided to the candidate or any other person under R.T.I. Act, 2005. The information uploaded on the website shall remain for a specific period only. Therefore, the candidates are advised to download the uploaded information and keep it with them for the future. In due course of examination or in the midway of process, neither any application under the Right to Information Act, 2005 shall be entertained nor will information be provided.

Appendix -I

Procedure for Online Payment of Fees and Helpline for Payment-Related Queries

After completing Step 2 of the **Online** Application Form, the candidate may remit the examination fee (**Step 3**) in the following manner:

- Check the validity of the Debit/ Credit Card and keep it ready with you while logging on to the website for submitting the Application Form. The candidates should enter the information asked for and make payment through a Debit/ Credit Card.
- Through Net Banking, check the balance in your account and keep all credentials ready with you while logging on to the website for making payments. The candidates should log in with his/ her credentials of net banking and make payments accordingly.
- For payment through a UPI Service, check whether there is a requisite balance in the Bank Account/ Wallet to which the concerned UPI is linked.

The prescribed Examination Fee (please see the Information at a Glance) can be paid through any Bank/Payment Gateway of ICICI/ HDFC/ Canara/ SBI Banks in any Payment Mode [service/processing charges per transaction and GST as applicable are to be borne by the candidate].

Note: In case, the fee payment status is not 'OK', or the Confirmation Page of the Online Application is not generated after fee payment (completion of Step 3) of the candidate is advised to contact the helpline number/email of the concerned Bank/ Payment Gateway Integrator, as mentioned below:-

(a) If Paying through HDFC Bank:

| Level | Name | Email ID | Contact Number |
|-------|---------------|--------------------------------|----------------|
| 1 | Ecom Support | Ecomsupport.delhi@hdfcbank.com | |
| 2. | Pradeep Yadav | Pradeep.yadav10@hdfcbank.com | 9625622301 |
| 3. | Vikram Singh | Vikram.singh4@hdfcbank.com | 9799810080 |

(b) If Paying through State Bank of India (SBI):

| Level | Name | Email ID | Contact Number |
|-------|---------------|--|----------------|
| 1. | Helpdesk3 | Sbi.00727@sbi.co.in | 011-26391804 |
| 2. | Customer Care | agmcustomer.lhodel@sbi.co.in | 1800112211 |
| 3. | Through SMS | - | 8008202020 |

(c) If paying through Canara Bank:

| Level | Name | Email ID |
|-------|-------------------------------|--|
| 1. | Help Desk | pgsupport@billdesk.com; dssrosdel@canarabank.com ; tmcode@canarabank.com; cb0268@canarabank.com; |
| 2. | Complaint Management Services | pgsupport@billdesk.com dssrosdel@canarabank.com ; tmcode@canarabank.com; cb0268@canarabank.com |
| 3. | Customer Care | pgsupport@billdesk.com dssrosdel@canarabank.com ; tmcode@canarabank.com; cb0268@canarabank.com |

(d) If Paying through ICICI Bank:

| Level | Name | Email ID | Contact Number |
|-------|---|-----------------------------|--|
| 1. | Customer support Helpline number (9AM to 6PM) | pgsupport.ind@worldline.com | 1800222884 (Please select option 3) |

Appendix -II

SEC. 1]

THE GAZETTE OF INDIA EXTRAORDINARY

33

THE SCHEDULE

[See clause (zc) of section 2]

SPECIFIED DISABILITY

1. Physical disability.—

A. Locomotor disability (a person's inability to execute distinctive activities associated with movement of self and objects resulting from affliction of musculoskeletal or nervous system or both), including—

(a) "leprosy cured person" means a person who has been cured of leprosy but is suffering from—

(i) loss of sensation in hands or feet as well as loss of sensation and paresis in the eye and eye-lid but with no manifest deformity;

(ii) manifest deformity and paresis but having sufficient mobility in their hands and feet to enable them to engage in normal economic activity;

(iii) extreme physical deformity as well as advanced age which prevents him/her from undertaking any gainful occupation, and the expression "leprosy cured" shall construed accordingly;

(b) "cerebral palsy" means a Group of non-progressive neurological condition affecting body movements and muscle coordination, caused by damage to one or more specific areas of the brain, usually occurring before, during or shortly after birth;

(c) "dwarfism" means a medical or genetic condition resulting in an adult height of 4 feet 10 inches (147 centimeters) or less;

(d) "muscular dystrophy" means a group of hereditary genetic muscle disease that weakens the muscles that move the human body and persons with multiple dystrophy have incorrect and missing information in their genes, which prevents them from making the proteins they need for healthy muscles. It is characterised by progressive skeletal muscle weakness, defects in muscle proteins, and the death of muscle cells and tissue;

(e) "acid attack victims" means a person disfigured due to violent assaults by throwing of acid or similar corrosive substance.

B. Visual impairment—

(a) "blindness" means a condition where a person has any of the following conditions, after best correction—

(i) total absence of sight; or

(ii) visual acuity less than 3/60 or less than 10/200 (Snellen) in the better eye with best possible correction; or

(iii) limitation of the field of vision subtending an angle of less than 10 degree.

(b) "low-vision" means a condition where a person has any of the following conditions, namely:—

(i) visual acuity not exceeding 6/18 or less than 20/60 upto 3/60 or upto 10/200 (Snellen) in the better eye with best possible corrections; or

(ii) limitation of the field of vision subtending an angle of less than 40 degree up to 10 degree.

C. Hearing impairment—

(a) "deaf" means persons having 70 DB hearing loss in speech frequencies in both ears;

(b) "hard of hearing" means person having 60 DB to 70 DB hearing loss in speech frequencies in both ears;

D. "speech and language disability" means a permanent disability arising out of conditions such as laryngectomy or aphasia affecting one or more components of speech and language due to organic or neurological causes.

2. Intellectual disability, a condition characterised by significant limitation both in intellectual functioning (reasoning, learning, problem solving) and in adaptive behaviour which covers a range of every day, social and practical skills, including—

(a) "specific learning disabilities" means a heterogeneous group of conditions wherein there is a deficit in processing language, spoken or written, that may manifest itself as a difficulty to comprehend, speak, read, write, spell, or to do mathematical calculations and includes such conditions as perceptual disabilities, dyslexia, dysgraphia, dyscalculia, dyspraxia and developmental aphasia;

(b) "autism spectrum disorder" means a neuro-developmental condition typically appearing in the first three years of life that significantly affects a person's ability to communicate, understand relationships and relate to others, and is frequently associated with unusual or stereotypical rituals or behaviours.

3. Mental behaviour,—

"mental illness" means a substantial disorder of thinking, mood, perception, orientation or memory that grossly impairs judgment, behaviour, capacity to recognise reality or ability to meet the ordinary demands of life, but does not include retardation which is a condition of arrested or incomplete development of mind of a person, specially characterised by subnormality of intelligence.

4. Disability caused due to—

(a) chronic neurological conditions, such as—

(i) "multiple sclerosis" means an inflammatory, nervous system disease in which the myelin sheaths around the axons of nerve cells of the brain and spinal cord are damaged, leading to demyelination and affecting the ability of nerve cells in the brain and spinal cord to communicate with each other;

(ii) "parkinson's disease" means a progressive disease of the nervous system marked by tremor, muscular rigidity, and slow, imprecise movement, chiefly affecting middle-aged and elderly people associated with degeneration of the basal ganglia of the brain and a deficiency of the neurotransmitter dopamine.

(b) Blood disorder—

(i) "haemophilia" means an inheritable disease, usually affecting only male but transmitted by women to their male children, characterised by loss or impairment of the normal clotting ability of blood so that a minor would may result in fatal bleeding;

(ii) "thalassemia" means a group of inherited disorders characterised by reduced or absent amounts of haemoglobin.

(iii) "sickle cell disease" means a hemolytic disorder characterised by chronic anemia, painful events, and various complications due to associated

Sec. 1]

THE GAZETTE OF INDIA EXTRAORDINARY

35

tissue and organ damage; "hemolytic" refers to the destruction of the cell membrane of red blood cells resulting in the release of hemoglobin.

5. Multiple Disabilities (more than one of the above specified disabilities) including deaf blindness which means a condition in which a person may have combination of hearing and visual impairments causing severe communication, developmental, and educational problems.

6. Any other category as may be notified by the Central Government.

DR. G. NARAYANARAJU,
Secretary to the Govt. of India.

Appendix - III

(Ministry of Social Justice & Empowerment, Govt. of India Office memorandum No F. No. 34-02/ 2015-DD-III dated 29 August 2018)

Certificate regarding physical limitation in an examinee to write

This to certify that, I have examined Mr/ Ms/ Mrs _____ (Name of the candidate with disability), a person with _____ (nature and percentage of disability as mentioned in the certificate of disability), S/ o/ D/ o _____ a resident of _____ (Village/ District/ State) and to state that he/ she has physical limitation which hampers his/her writing capabilities owing to his/ her disability.

Signature

Chief Medical Officer/ Civil Surgeon/ Medical Superintendent of a
Government health care institution

Name & Designation.

Name of Government Hospital/Health Care Centre with Seal

Place:

Date:

Note:- Certificate should be given by a specialist of the relevant stream/ disability (eg. Visual impairment — Ophthalmologist, Locomotor disability — Orthopedic specialist/ PMR).

Appendix - IV (More than 40%)

LETTER OF UNDERTAKING FOR USING OWN SCRIBE

I _____, a candidate with _____ (nature of the disability) appearing for _____ (name of the examination) bearing Roll No. _____ at _____ (name of the centre) in the District _____, _____ (name of the State). My educational qualification is _____.

2. I do hereby state that _____ (name of the scribe) will provide the service of scribe /reader / lab assistant for the undersigned for taking the aforementioned examination.

3. I do hereby undertake that his qualification is _____. In case, subsequently it is found that his qualification is not as declared by the undersigned and is beyond my qualification. I shall forfeit my right to the post and claims relating thereto.

(Signature of the candidate)

(counter signature by the parent/guardian, if the candidate is minor)

Place:

Date:

Appendix - V

(Ministry of Social Justice & Empowerment, Govt. of India F. No. 29-6/2019-DD-III dated 10 August 2022)

Certificate for person with specified disability covered under the definition of Section 2 (s) of the RPwD Act, 2016 but not covered under the definition of Section 2(r) of the said Act, i.e. persons having less than 40% disability and having difficulty in writing

This is to certify that, we have examined Mr/Ms/Mrs (Name of the candidate), S/o /D/o, a resident of (Vill/PO/ PS/ District/ State), aged yrs, a person with (nature of disability/condition), and to state that he/ she has limitation which hampers his/her writing capability owing to his/her above condition. He/she requires support of scribe for writing the examination.

2. The above candidate uses aids and assistive device such as prosthetics & orthotics, hearing aid (name to be specified) which is /are essential for the candidate to appear at the examination with the assistance of scribe.

3. This certificate is issued only for the purpose of appearing in written examinations conducted by recruitment agencies as well as academic institutions and is valid upto _____ (it is valid for maximum period of six months or less as may be certified by the medical authority)

Signature of medical authority

| (Signature & Name) | (Signature & Name) | (Signature & Name) | (Signature & Name) | (Signature & Name) |
|-----------------------------|--|----------------------------|---------------------------------------|--|
| Orthopedic / PMR specialist | Clinical Psychologist/ Rehabilitation Psychologist/Psychiatrist / Special Educator | Neurologist (if available) | Occupational therapist (if available) | Other Expert, as nominated by the Chairperson (if any) |
| (Signature & Name) | | | | |
| Chief Medical Officer..... | Medical Officer/Civil Surgeon/Chief District Medical | | | Chairperson |

Name of Government Hospital/Health Care Centre with Seal

Place:

Date:

Appendix - VI (Less than 40%)

(Ministry of Social Justice & Empowerment, Govt. of India F. No. 29-6/2019-DD-III dated 10 August 2022)

Letter of Undertaking by the person with specified disability covered under the definition of Section 2 (s) of the RPwD Act, 2016 but not covered under the definition of Section 2(r) of the said Act, i.e. persons having less than 40% disability and having difficulty in writing

I _____, a candidate with _____ (nature of disability/condition) appearing for the _____(name of the examination) bearing Roll No. _____ at _____ (name of the centre) in the District _____, _____ (name of the State). My educational qualification is _____.

4. I do hereby state that _____ (name of the scribe) will provide the service of scribe for the undersigned for taking the aforementioned examination.

5. I do hereby undertake that his qualification is _____. In case, subsequently it is found that his qualification is not as declared by the undersigned and is beyond my qualification. I shall forfeit my right to the post or certificate/diploma/degree and claims relating thereto.

(Signature of the candidate)

(counter signature by the parent/guardian, if the candidate is minor)

Place:

Date:

Appendix - VII

JEE (Main) - 2025 will be conducted in the following Cities, provided there are sufficient numbers of candidates in the City:

State-wise/UT-wise list of Cities in India and Abroad:

| STATE | CITY | CITY CODE |
|-------------------|-------------------|-----------|
| Arunachal Pradesh | Naharlagun | AL01 |
| Assam | Guwahati | AM02 |
| Assam | Jorhat | AM03 |
| Assam | Silchar | AM04 |
| Assam | Tezpur | AM05 |
| Assam | Dibrugarh | AM06 |
| Andaman & Nicobar | Port Blair | AN01 |
| Andhra Pradesh | Anantapur | AP01 |
| Andhra Pradesh | Bhimavaram | AP03 |
| Andhra Pradesh | Chittoor | AP05 |
| Andhra Pradesh | Eluru | AP06 |
| Andhra Pradesh | Guntur | AP07 |
| Andhra Pradesh | Kadapa | AP08 |
| Andhra Pradesh | Kakinada | AP09 |
| Andhra Pradesh | Kurnool | AP10 |
| Andhra Pradesh | Nellore | AP11 |
| Andhra Pradesh | Ongole | AP12 |
| Andhra Pradesh | Rajahmundry | AP13 |
| Andhra Pradesh | Srikakulam | AP14 |
| Andhra Pradesh | Tirupathi | AP16 |
| Andhra Pradesh | Vijayawada | AP17 |
| Andhra Pradesh | Visakhapatnam | AP18 |
| Andhra Pradesh | Vizianagaram | AP19 |
| Andhra Pradesh | Narasaraopet | AP20 |
| Andhra Pradesh | Proddatur | AP21 |
| Andhra Pradesh | Surampalem | AP23 |
| Andhra Pradesh | Machilipatnam | AP27 |
| Andhra Pradesh | Nandyal | AP29 |
| Andhra Pradesh | Tadepalligudem | AP30 |
| Bihar | Aurangabad(Bihar) | BR01 |
| Bihar | Bhagalpur | BR02 |
| Bihar | Darbhanga | BR04 |
| Bihar | Gaya | BR05 |
| Bihar | Muzaffarpur | BR06 |
| Bihar | Patna | BR07 |
| Bihar | Purnea | BR08 |
| Bihar | Arrah | BR09 |
| Bihar | Samastipur | BR12 |



| STATE | CITY | CITY CODE |
|----------------------|--|-----------|
| Bihar | Bihar Sharif | BR38 |
| Bihar | Rohtas | BR41 |
| Chhattisgarh | Bilaspur(Chhattisgarh) | CG02 |
| Chhattisgarh | Raipur | CG03 |
| Chhattisgarh | Jagdalpur | CG04 |
| Chhattisgarh | Bhilai Nagar | CG11 |
| Chhattisgarh | Durg | CG12 |
| Chhattisgarh | Ambikapur | CG13 |
| Chandigarh | Chandigarh /Sahibzada Ajit Singh Nagar | CH01 |
| Daman & Diu | Diu | DD02 |
| Delhi | Delhi/New Delhi | DL01 |
| Dadra & Nagar Haveli | Silvassa | DN01 |
| Gujarat | Ahmedabad | GJ01 |
| Gujarat | Anand | GJ02 |
| Gujarat | Jamnagar | GJ06 |
| Gujarat | Junagadh | GJ07 |
| Gujarat | Rajkot | GJ10 |
| Gujarat | Surat | GJ11 |
| Gujarat | Vadodara | GJ12 |
| Gujarat | Himatnagar | GJ14 |
| Gujarat | Mehsana | GJ31 |
| Gujarat | Gandhinagar | GJ32 |
| Gujarat | Bhuj | GJ33 |
| Gujarat | Vapi | GJ36 |
| Goa | Panaji / Mapusa | GO01 |
| Himachal Pradesh | Hamirpur(Himachal Pradesh) | HP03 |
| Himachal Pradesh | Shimla | HP06 |
| Himachal Pradesh | Mandi | HP08 |
| Himachal Pradesh | Una | HP09 |
| Himachal Pradesh | Kullu | HP10 |
| Himachal Pradesh | Bilaspur(Himachal Pradesh) | HP13 |
| Himachal Pradesh | Kangra | HP16 |
| Haryana | Ambala | HR01 |
| Haryana | Gurugram | HR02 |
| Haryana | Faridabad | HR03 |
| Haryana | Hisar | HR10 |
| Jharkhand | Bokaro | JH01 |
| Jharkhand | Dhanbad | JH02 |
| Jharkhand | Jamshedpur | JH03 |
| Jharkhand | Ranchi | JH04 |
| Jharkhand | Hazaribagh | JH05 |
| Jharkhand | Ramgarh | JH15 |
| Jammu & Kashmir | Jammu | JK02 |



| STATE | CITY | CITY CODE |
|-----------------|----------------------|-----------|
| Jammu & Kashmir | Srinagar(J & K) | JK04 |
| Jammu & Kashmir | Pulwama | JK06 |
| Jammu & Kashmir | Samba | JK11 |
| Karnataka | Ballari(Bellary) | KK01 |
| Karnataka | Belagavi(Belgaum) | KK02 |
| Karnataka | Bengaluru | KK04 |
| Karnataka | Davanagere | KK06 |
| Karnataka | Kalaburagi(Gulbarga) | KK08 |
| Karnataka | Hassan | KK09 |
| Karnataka | Dharwad | KK10 |
| Karnataka | Mangaluru(Mangalore) | KK12 |
| Karnataka | Mysuru(Mysore) | KK14 |
| Karnataka | Shivamogga(Shimoga) | KK15 |
| Karnataka | Tumakuru | KK16 |
| Karnataka | Chikkamagaluru | KK23 |
| Karnataka | Hubballi(Hubli) | KK27 |
| Karnataka | Udupi | KK38 |
| Kerala | Idukki | KL05 |
| Kerala | Kannur | KL07 |
| Kerala | Kasaragod | KL08 |
| Kerala | Kollam | KL09 |
| Kerala | Kottayam | KL11 |
| Kerala | Kozhikode | KL12 |
| Kerala | Malappuram | KL13 |
| Kerala | Palakkad | KL15 |
| Kerala | Pathanamthitta | KL16 |
| Kerala | Thiruvananthapuram | KL17 |
| Kerala | Thrissur | KL18 |
| Kerala | Wayanad | KL19 |
| Kerala | Piyyannur | KL21 |
| Kerala | Alappuzha | KL22 |
| Kerala | Chengannur | KL23 |
| Kerala | Ernakulam | KL24 |
| Kerala | Moovattupuzha | KL25 |
| Lakshadweep | Kavaratti | LD01 |
| Leh Ladhak | Leh | LL01 |
| Leh Ladakh | Kargil | LL02 |
| Meghalaya | Shillong | MG01 |
| Meghalaya | Tura | MG02 |
| Manipur | Imphal | MN01 |
| Madhya Pradesh | Balaghat | MP01 |
| Madhya Pradesh | Bhopal | MP03 |
| Madhya Pradesh | Gwalior | MP06 |



| STATE | CITY | CITY CODE |
|----------------|----------------------------|-----------|
| Madhya Pradesh | Indore | MP07 |
| Madhya Pradesh | Jabalpur | MP08 |
| Madhya Pradesh | Sagar | MP12 |
| Madhya Pradesh | Satna | MP13 |
| Madhya Pradesh | Ujjain | MP15 |
| Madhya Pradesh | Khandwa | MP29 |
| Maharashtra | Ahmednagar | MR01 |
| Maharashtra | Akola | MR02 |
| Maharashtra | Amravati | MR03 |
| Maharashtra | Chhatrapati Sambhaji Nagar | MR04 |
| Maharashtra | Chandrapur | MR09 |
| Maharashtra | Dhule | MR10 |
| Maharashtra | Jalgaon | MR13 |
| Maharashtra | Kolhapur | MR14 |
| Maharashtra | Latur | MR15 |
| Maharashtra | Nagpur | MR17 |
| Maharashtra | Nanded | MR18 |
| Maharashtra | Nashik | MR19 |
| Maharashtra | Pune | MR22 |
| Maharashtra | Sangli | MR25 |
| Maharashtra | Satara | MR26 |
| Maharashtra | Solapur | MR27 |
| Maharashtra | Thane | MR28 |
| Maharashtra | Wardha | MR29 |
| Maharashtra | Beed | MR30 |
| Maharashtra | Bhandara | MR31 |
| Maharashtra | Buldhana | MR32 |
| Maharashtra | Ratnagiri | MR33 |
| Maharashtra | Yavatmal | MR34 |
| Maharashtra | Parbhani | MR38 |
| Maharashtra | Gadchiroli | MR40 |
| Maharashtra | Jalna | MR42 |
| Maharashtra | Mumbai/ Navi Mumbai | MR43 |
| Mizoram | Aizawl | MZ01 |
| Nagaland | Dimapur | NL01 |
| Nagaland | Kohima | NL02 |
| Odisha | Balasore(Baleswar) | OR01 |
| Odisha | Berhampur-Ganjam | OR03 |
| Odisha | Bhubaneswar | OR04 |
| Odisha | Cuttack | OR05 |
| Odisha | Dhenkanal | OR06 |
| Odisha | Rourkela | OR08 |
| Odisha | Sambalpur | OR09 |



| STATE | CITY | CITY CODE |
|------------|-------------------------|-----------|
| Odisha | Angul | OR10 |
| Odisha | Bhadrak | OR11 |
| Odisha | Baripada/Mayurbanj | OR12 |
| Odisha | Jajpur | OR13 |
| Odisha | Kendrapara | OR14 |
| Odisha | Kendujhar(Keonjhar) | OR15 |
| Odisha | Puri | OR16 |
| Odisha | Jagatsinghpur | OR17 |
| Odisha | Jeypore(Odisha) | OR19 |
| Odisha | Balangir | OR20 |
| Odisha | Baragarh | OR21 |
| Odisha | Rayagada | OR26 |
| Punjab | Amritsar | PB01 |
| Punjab | Bhatinda | PB02 |
| Punjab | Jalandhar/Phagwara | PB04 |
| Punjab | Ludhiana | PB05 |
| Punjab | Pathankot | PB07 |
| Punjab | Patiala/Fatehgarh Sahib | PB08 |
| Puducherry | Puducherry | PO01 |
| Rajasthan | Ajmer | RJ01 |
| Rajasthan | Alwar | RJ02 |
| Rajasthan | Bikaner | RJ05 |
| Rajasthan | Jaipur | RJ06 |
| Rajasthan | Jodhpur | RJ07 |
| Rajasthan | Kota | RJ08 |
| Rajasthan | Sikar | RJ09 |
| Rajasthan | Sriganganagar | RJ10 |
| Rajasthan | Udaipur | RJ11 |
| Rajasthan | Bhilwara | RJ12 |
| Rajasthan | Bharatpur | RJ16 |
| Rajasthan | Dausa | RJ17 |
| Rajasthan | Hanumangarh | RJ23 |
| Sikkim | Gangtok | SM01 |
| Tripura | Agartala | TA01 |
| Telangana | Karimnagar | TL02 |
| Telangana | Khammam | TL03 |
| Telangana | Mahabubnagar | TL04 |
| Telangana | Nalgonda | TL05 |
| Telangana | Warangal | TL07 |
| Telangana | Nizamabad | TL08 |
| Telangana | Suryapet | TL09 |
| Telangana | Siddipet | TL11 |
| Telangana | Jagtial | TL15 |



| STATE | CITY | CITY CODE |
|---------------|-----------------------|-----------|
| Telangana | Kothagudem | TL17 |
| Telangana | Hyderabad | TL22 |
| Tamil Nadu | Chennai | TN01 |
| Tamil Nadu | Coimbatore | TN02 |
| Tamil Nadu | Cuddalore | TN03 |
| Tamil Nadu | Kanchipuram | TN05 |
| Tamil Nadu | Kanyakumari | TN06 |
| Tamil Nadu | Madurai | TN08 |
| Tamil Nadu | Namakkal | TN10 |
| Tamil Nadu | Salem | TN11 |
| Tamil Nadu | Thanjavur | TN12 |
| Tamil Nadu | Thoothukudi | TN13 |
| Tamil Nadu | Tiruchirappalli | TN14 |
| Tamil Nadu | Tirunelveli | TN15 |
| Tamil Nadu | Vellore | TN18 |
| Tamil Nadu | Virudhunagar | TN20 |
| Tamil Nadu | Krishnagiri | TN21 |
| Tamil Nadu | Tirupur | TN22 |
| Tamil Nadu | Viluppuram | TN23 |
| Tamil Nadu | Nagercoil | TN24 |
| Tamil Nadu | Dharmapuri | TN26 |
| Tamil Nadu | Dindigul | TN27 |
| Tamil Nadu | Erode | TN28 |
| Tamil Nadu | Karur | TN29 |
| Tamil Nadu | Pudukkottai | TN31 |
| Tamil Nadu | Ramanathapuram | TN32 |
| Tamil Nadu | Sivaganga | TN33 |
| Tamil Nadu | Tiruvallur | TN34 |
| Tamil Nadu | Tiruvannamalai | TN35 |
| Uttarakhand | Dehradun | UK01 |
| Uttarakhand | Haldwani | UK02 |
| Uttarakhand | Roorkee | UK06 |
| Uttarakhand | Pauri Garhwal | UK08 |
| Uttarakhand | Almora | UK09 |
| Uttar Pradesh | Agra | UP01 |
| Uttar Pradesh | Aligarh | UP02 |
| Uttar Pradesh | Prayagraj/Allahabad | UP03 |
| Uttar Pradesh | Bareilly | UP04 |
| Uttar Pradesh | Ghaziabad | UP07 |
| Uttar Pradesh | Gorakhpur | UP08 |
| Uttar Pradesh | Noida / Greater Noida | UP09 |
| Uttar Pradesh | Jhansi | UP10 |
| Uttar Pradesh | Kanpur | UP11 |
| Uttar Pradesh | Lucknow | UP12 |

| STATE | CITY | CITY CODE |
|-----------------|--------------------------|-----------|
| Uttar Pradesh | Mathura | UP13 |
| Uttar Pradesh | Meerut | UP14 |
| Uttar Pradesh | Moradabad | UP15 |
| Uttar Pradesh | Muzaffarnagar | UP16 |
| Uttar Pradesh | Varanasi | UP18 |
| Uttar Pradesh | Azamgarh | UP19 |
| Uttar Pradesh | Ballia | UP20 |
| Uttar Pradesh | Ayodhya | UP21 |
| Uttar Pradesh | Firozabad | UP22 |
| Uttar Pradesh | Ghazipur | UP23 |
| Uttar Pradesh | Akbarpur(Ambedkar Nagar) | UP25 |
| Uttar Pradesh | Bulandshahr | UP29 |
| Uttar Pradesh | Mau | UP35 |
| Uttar Pradesh | Rai Bareilly | UP37 |
| Uttar Pradesh | Saharanpur | UP38 |
| Uttar Pradesh | Chandauli | UP41 |
| Uttar Pradesh | Pratapgarh | UP43 |
| West Bengal | Asansol | WB01 |
| West Bengal | Burdwan(Bardhaman) | WB02 |
| West Bengal | Durgapur | WB04 |
| West Bengal | Hooghly | WB06 |
| West Bengal | Howrah | WB07 |
| West Bengal | Kalyani | WB08 |
| West Bengal | Kolkata | WB10 |
| West Bengal | Siliguri | WB11 |
| West Bengal | Paschim Medinipur | WB13 |
| West Bengal | Purba Medinipur | WB14 |
| West Bengal | Bankura | WB16 |
| West Bengal | Murshidabad/Baharampur | WB21 |
| West Bengal | Suri | WB22 |
| Baharain | Manama | ZZ01 |
| Indonesia | West Java | ZZ02 |
| Kuwait | Kuwait | ZZ03 |
| Malaysia | Kuala Lumpur | ZZ04 |
| Germany | Munich | ZZ05 |
| Nepal | Kathmandu | ZZ06 |
| Nigeria | Lagos | ZZ07 |
| Oman | Muscat | ZZ08 |
| Qatar | Doha | ZZ09 |
| Saudi Arabia | Riyadh | ZZ10 |
| Singapore | Singapore | ZZ11 |
| UAE | Dubai | ZZ12 |
| UAE - Abu Dhabi | Abu Dhabi | ZZ13 |
| UAE - Sharjah | Sharjah | ZZ14 |
| Washington DC | Washington | ZZ15 |

Appendix-VIII

Procedure to be adopted for compilation of NTA scores for multi-session Papers (Normalization procedure based on PERCENTILE SCORE)

NTA may conduct examinations on multiple dates, generally in two sessions per day. The candidates will be given different sets of questions per session and it is quite possible that in spite of all efforts to maintain equivalence among various question papers, the difficulty level of these question papers administered in different sessions may not be exactly the same. Some of the candidates may end up attempting a relatively tougher set of questions when compared to other sets. The candidates who attempt the comparatively tougher examination are likely to get lower marks as compared to those who attempt the easier one. In order to overcome such a situation, a “**Normalization procedure based on Percentile Score**” will be used to ensure that candidates are neither benefitted nor disadvantaged due to the difficulty level of the examination. With the objective of ensuring that a candidate’s true merit is identified and that a level playing field is created in the above context, the Normalization Procedure, set out below shall be adopted, for compiling the NTA scores for multi-session papers.

The process of Normalization is an established practice for comparing candidate scores across multi-session papers and is similar to those being adopted in other large educational selection tests conducted in India. For normalization across sections, NTA shall use the percentile equivalence.

Percentile Scores: Percentile scores are scores based on the relative performance of all those who appear for the examination. The marks obtained are transformed into a scale ranging from 100 to 0 for each session of examinees.

The Percentile Score indicates the percentage of candidates that have scored EQUAL TO OR BELOW (same or lower raw scores) that particular Percentile in that examination. Therefore the topper (highest score) of each session will get the same Percentile of 100 which is desirable. The marks obtained in between the highest and lowest scores are also converted to appropriate Percentiles.

The Percentile score will be the Normalized Score for the examination (instead of the raw marks of the candidate) and shall be used for the preparation of the merit lists.

The Percentile Scores will be calculated up to 7 decimal places to avoid the bunching effect and reduce ties.

The Percentile score of a Candidate is calculated as follows:

$$\frac{100 \times \text{Number of candidates appeared in the 'Session' with raw score EQUAL TO OR LESS than the candidate}}{\text{The total number of the candidates who appeared in the 'Session'}}$$

Note: The Percentile of the Total shall **NOT** be an aggregate or average of the Percentile of the individual subject. The percentile score is not the same as the percentage of marks obtained.

Example: Suppose a test was held in 4 sessions of examinees as per details given below:

(Allocation of Days and shifts was done randomly)

(a) The distribution of candidates was as follows:

Session-1: Day-1 Shift-1, **Session-2:** Day-1 Shift-2, **Session-3:** Day-2 Shift-1 and **Session- 4:** Day-2 Shift-2

| Session | Day/Shift | No of Candidates | | | Marks | |
|---|---------------|------------------|----------|--------|---------|--------|
| | | Absent | Appeared | Total | Highest | Lowest |
| Session-1 | Day-1 Shift-1 | 3974 | 28012 | 31986 | 335 | -39 |
| Session-2 | Day-1 Shift-2 | 6189 | 32541 | 38730 | 346 | -38 |
| Session-3 | Day-2 Shift-1 | 6036 | 41326 | 47362 | 331 | -49 |
| Session-4 | Day-2 Shift-2 | 9074 | 40603 | 49677 | 332 | -44 |
| Total (Session-1 to Session-4) | | 25273 | 142482 | 167755 | 346 | -49 |

In this method of scoring the HIGHEST RAW SCORE in each paper (irrespective of the raw scores) will be the 100 Percentile indicating that 100% of candidates have scored equal to or lesser than the highest scorer/ topper for that session.

Highest Raw Score and Percentile Score: All the highest raw scores will have a normalized Percentile Score of 100 for their respective session.

| Session | Total Candidates Appeared | Highest Raw Score | Candidates who scored EQUAL or LESS THAN Highest Raw Score | Percentile Score | Remarks |
|------------|---------------------------|-------------------|--|-----------------------------------|---|
| Session-1 | 28012 | 335 | 28012 | 100.000000 [[28012/28012]*100] | i.e. all the highest scores would be normalized to raw 100 Percentile Score for their Respective session. |
| Session -2 | 32541 | 346 | 32541 | 100.000000 [[32541/32541]*100] | |
| Session -3 | 41326 | 331 | 41326 | 100.000000 [[41326/41326]*100] | |
| Session -4 | 40603 | 332 | 40603 | 100.000000 [[40603/40603]*100] | |

Lowest Raw Score and Percentile Score: The percentile Score of all the lowest raw scores will depend on the total number of candidates who have taken the examination for their respective sessions.

| Session | Total Candidates Appeared | Lowest Raw Score | Candidates who scored EQUAL or LESS THAN Lowest Raw Score | Percentile Score | Remarks |
|------------|---------------------------|------------------|---|------------------------------|--|
| Session -1 | 28012 | -39 | 1 | 0.0035699 [[1/28012]*100] | i.e. Percentile Score of all the lowest raw scores is different i.e. Percentile Score depends on the total number of candidates who have taken the examination for their respective sessions. |
| Session -2 | 32541 | -38 | 1 | 0.0030730 [[1/32541]*100] | |
| Session -3 | 41326 | -49 | 1 | 0.0024198 [[1/41326]*100] | |
| Session -4 | 40603 | -44 | 1 | 0.0024629 [[1/40603]*100] | |

The following is a further explanation of the interpretation of the raw scores and Percentile Score in Session-3 (Day-2 and Shift-1) with 41326 candidates who have taken the examination.

| Candidate | Percentile Score | No of Candidates | Raw Score | Remark |
|-----------|--|------------------|------------|---|
| A | 100.000000 [[41326/41326]*100] | 1 | 331 | This indicates that amongst those who appeared, 100% have scored either EQUAL TO OR LESS THAN candidate A (331 raw scores). |
| | | | | It also indicates that no candidate has scored more than candidate A (331 raw scores). |
| B | 90.1224411 [[37244/41326]*100] | 77 | 121 | This indicates that amongst those who appeared, 90.1224411% have scored either EQUAL TO OR LESS THAN candidate B (121 raw scores). |
| | | | | It also indicates that the remaining candidates have scored more than candidate B (121 raw scores). |
| C | 50.4549194 [[20851/41326]*100] | 381 | 41 | This indicates that amongst those who appeared, 50.4549194% have scored either EQUAL TO OR LESS THAN candidate C (41 raw scores). |
| | | | | It also indicates that the remaining those who appeared have scored more than candidate C (41 raw scores). |
| D | 31.7040120 [[13102/41326]*100] | 789 | 25 | This indicates that amongst those who appeared, 31.7040120% have scored either EQUAL TO OR LESS THAN candidate D (25 raw scores). |
| | | | | It also indicates that the remaining candidates have scored more than candidate D (25 raw scores). |

| | | | | |
|---|------------------------------------|-----|-----|---|
| E | 1.1034216 [[456/41326]*100] | 100 | -15 | Indicates that amongst those who appeared, 1.1034216% have scored either EQUAL TO OR LESS THAN candidate E (-15 raw score) It also indicates that the remaining candidates have scored more than candidate E (-15 raw score) |
|---|------------------------------------|-----|-----|---|

STEP-BY-STEP PROCEDURE FOR NORMALIZATION AND PREPARATION OF RESULT:

Step-1: Distribution of Examinees in two shifts:

Candidates have to be distributed into two sessions randomly so that each session has an approximately equal number of candidates. These two sessions would be as follows:

Session-1: Day-1 Shift-1, **Session-2:** Day-1 Shift-2

In the event of a more number of days or less number of shifts, the candidates will be divided accordingly.

This will ensure that there is no bias in the distribution of candidates who shall take the examination. Further, with a large population of examinees spread over the entire country, the possibility of such bias becomes remote.

Step 2: Preparation of Results for each Session:

The examination results for **each session** will be prepared in the form of

- Raw Score
- Percentiles Scores of Total raw scores

The Percentiles would be calculated for each candidate in the Session as follows: Let TP1 be the Percentile Score of the Total Raw Score of that candidate.

$$\text{Total Percentile (TPI)} = \frac{\text{No. of candidates appeared from the session with raw score EQUAL To OR LESS than the score of the candidate}}{\text{Total no. of candidates who appeared in the session}} \times 100$$

Step-3: Compilation of NTA score and Preparation of Result:

The Percentile scores for the Total Raw Score for all the sessions (**Session-1:** Day-1 Shift-1, **Session-2:** Day-1 Shift-2) as calculated in Step-2 above would be merged and shall be called the NTA scores which will then be used for the compilation of results and further processing for deciding the allocation.

In the event of the percentiles for the multi-shifts being dissimilar/unequal, the lowest will be the eligibility cut-off for that category for all candidates (i.e. all shifts).

For Example: In the examination held in two shifts, if the 40% marks correspond to a Percentile score of 78 in Shift 1 and 79 in Shift 2, then all those equal to or above 78 percentiles (Percentile score of 100 to 78) in both shifts will become eligible in General Category. A similar method will be adopted for the other categories to determine eligibility cut-offs. In case the examination is held in more number of shifts the same principle shall apply.

Appendix-IX

Computer Based Test (CBT)

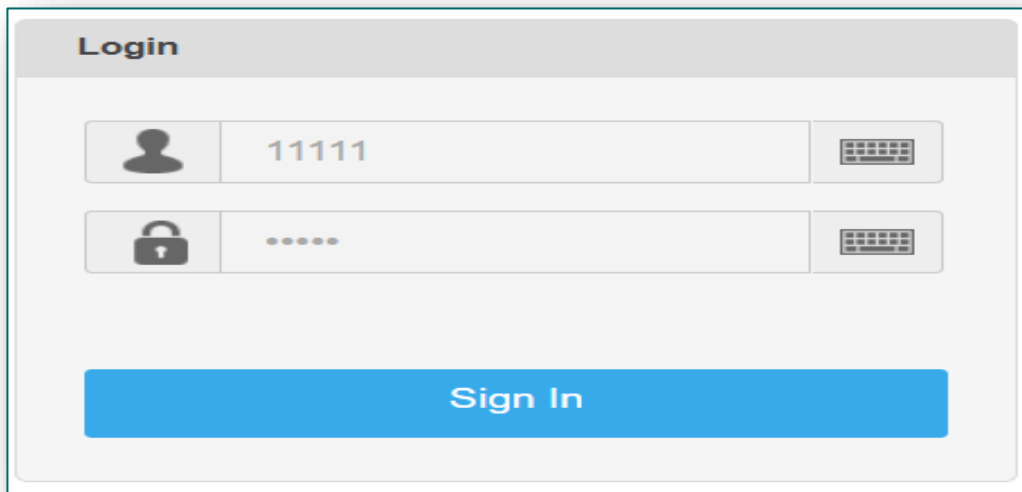
The major examinations being conducted by NTA are Computer-Based Tests (CBT). A CBT requires candidates to sit in front of a computer terminal (node) allocated to them against their Roll number and Admit card. After logging the candidate will get detailed instructions for the examinations. At the designated time of the start of the examination, the candidates will be able to proceed and see the questions on the computer screen using the computer mouse. Candidates will have the option to change/modify/edit/answers already entered at any time during the examination.

Procedure for appearing in Computer Based Test (CBT):

(Sample/mock test will be available on the NTA website: www.nta.ac.in for hands-on practice)

- (a) A computer terminal (node) indicating the Roll Number will be allocated to each candidate. Candidates should find and sit on their allocated computers only. Any candidate found to have changed room/hall or the computer on their own other than the one allotted would lead to cancellation of candidature and no plea in this regard would be entertained.
- (b) For login, the candidate will have to enter a **login ID and password**. The computer terminal allotted to the candidate will display the WELCOME login screen, the Candidate's photograph and the subject opted by the candidate.

Candidate Login Page & Candidate Welcome Screen



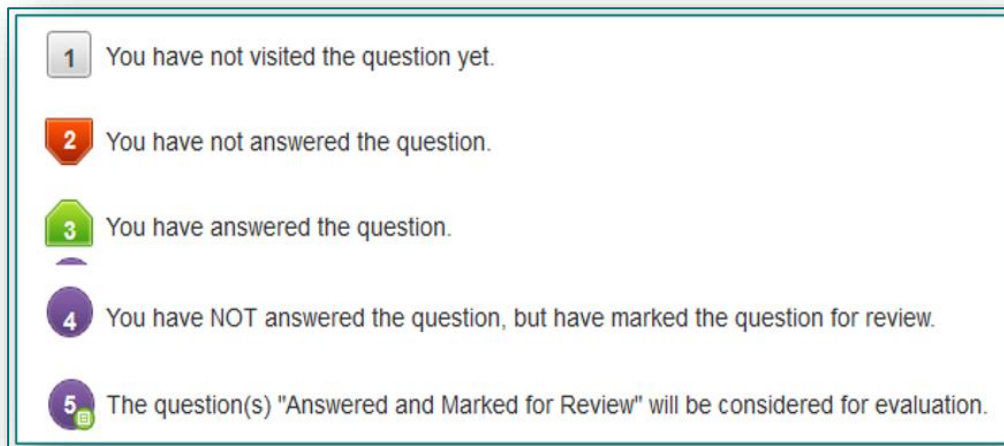
The image shows a login interface with a title bar labeled "Login". Below the title bar, there are two input fields. The first field has a user icon on the left, the number "11111" in the center, and a keyboard icon on the right. The second field has a lock icon on the left, a series of dots "....." in the center, and a keyboard icon on the right. Below these fields is a large blue button with the text "Sign In" in white.



- (c) After login, the candidate shall be able to see the detailed instructions for the examination. Candidates are advised to go through the instructions carefully regarding the type of questions and marking scheme. At the designated time of the start of the examination, the candidates will be able to proceed and see the questions on the computer screen.

Please read the instructions carefully

General Instructions:


1. The total duration of the examination is 180 minutes for Paper 1 (B.E./B.Tech) and 210 minutes for (B.Arch and B.Planning) both.
2. The clock will be set at the server. The countdown timer in the top right corner of screen will display the remaining time available for you to complete the examination. When the timer reaches zero, the examination will end by itself. You will not be required to end or submit your examination.
3. The Question Palette displayed on the right side of screen will show the status of each question using one of the following symbols:



4. The 'Marked for Review' status for a question simply indicates that you would like to look at that question again.
5. You can click on your "Profile" image on the top right corner of your screen to change the language during the exam for the entire question paper. On clicking on the Profile image, you will get a drop-down to change the question content to the desired language.
6. You can click on the ">" arrow which appears to the left of the question palette to collapse the question palette thereby maximizing the question window. To view the question palette again, you can click on "<" which appears on the right side of the question window.
7. You can click on  to navigate to the bottom and  to navigate to the top of the question area, without scrolling.

Navigating to a Question:

8. To answer a question, do the following:
 - a. Click on the question number in the Question Palette at the right of your screen to go to that question directly. Note that using this option does NOT save your answer to the current question.



- b. Click on **Save & Next** to save your answer for the current question and then go to the next question.
- c. Click on **Mark for Review & Next** to save your answer for the current question, mark it for review, and then go to the next question.

Answering a Question:

9. Procedure for answering a Multiple-Choice Type question:
 - a. To select your answer, click on the button of one of the options.
 - b. To deselect your chosen answer, click on the button of the chosen option again or click on the **Clear Response** button.
 - c. The answer can be changed, if required, anytime during the test. To save the answer, the candidate **MUST** click on the “Save and Next” button.
 - d. To save your answer, you must click on the Save & Next button
 - e. To mark the question for review (without answering it), click on the **‘Mark for Review & Next’** button.
10. To change your answer to a question that has already been answered, first select that question for answering and then follow the procedure for answering that type of question.
11. The candidates will have the option to change the previously saved answer to any question, anytime during the entire duration of the test. To change the answer to a question that has already been answered, first select the corresponding question from the Question Palette, then click on “Clear Response” to clear the previously entered answer and subsequently follow the procedure for answering that type of question.

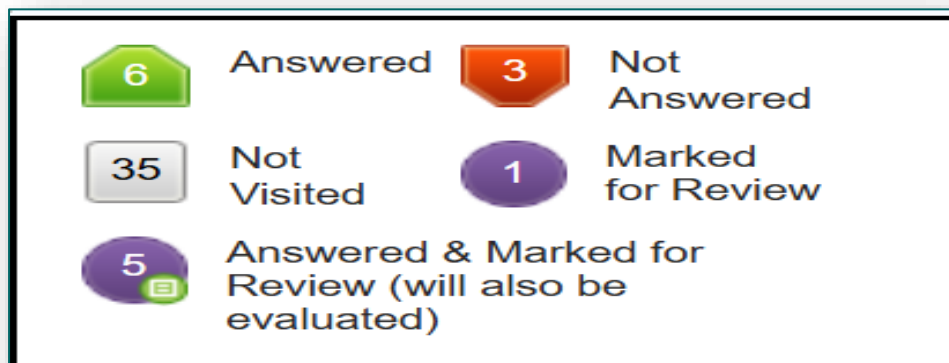
Navigating through sections:

12. Sections in this question paper are displayed on the top bar of the screen. Questions in a section can be viewed by clicking on the Section name. The section you are currently viewing is highlighted.
13. After clicking the **Save and Next** button on the last question for a Section, you will automatically be taken to the first question of the next section.
14. You can shuffle between sections and questions anytime during the examination as per your convenience only during the time stipulated.

15. The candidate can view the corresponding section summary as part of the legend that appears in every section above the question palette.

Instruction for Question:

16. For the correctness of the translation for a particular language, only the English version will be considered as the final version for evaluation purposes.
17. The keyboard attached to the computer, if any, will be disabled during the entire duration of the examination. Depending on the type of question, the answers to questions can either be entered by clicking on the virtual on-screen keyboard (numeric or otherwise) using the computer mouse or by clicking the chosen option(s) using the computer mouse. Candidates will have the option to change/modify answers already entered at any time during the entire duration of the examination.
18. In case the computer/mouse allotted to any candidate malfunctions during the test, he/she will be immediately allotted another computer system and the time lost due to this will be adjusted in the server so as to give the candidate the full allotted time.
19. The on-screen computer clock counter of every candidate will be set at the server. The countdown timer on the top right side of the computer screen will display the time remaining (in minutes) available for the candidate to complete the examination. When the timer reaches zero, the examination will end by itself. The candidates will not be required to end or submit the examination.
20. The Question Palette displayed on the screen will show the status of each question using one of the following symbols:



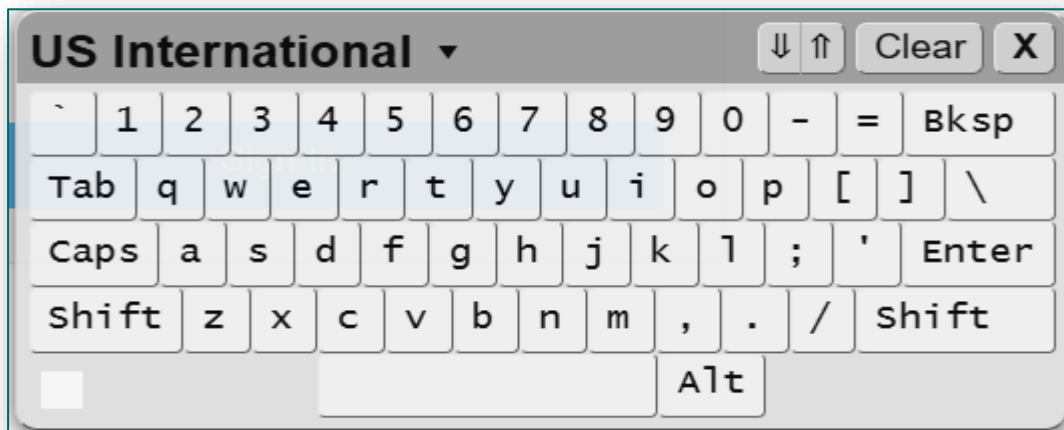
21. The question(s) “Answered and Marked for Review” status for a question indicates that the candidates would like to have a relook at that question again. A candidate has the option of answering a question and simultaneously “Marked for Review”, these answers will be considered for evaluation. However, if a candidate has simply put “Marked for Review” for a question without answering it, the corresponding question marked for review without an answer will not be considered for evaluation. It may be noted that a candidate can return to any “Marked for Review” question at any time during the examination by clicking on the corresponding question number icon displayed on the Question Palette of the corresponding section.
- a) The full paper can be viewed by clicking the “Question Paper” icon on the top right corner of the screen.
- b) Blank Sheets for doing Rough Work/ Calculations shall be provided to the candidates. The

Blanks Sheets would have a Header page for the candidates to write down his/her Name and Roll Number. All calculations/writing work is to be done only in the Blank Sheets provided at the Centre in the Examination Room/Hall and on completion of the test candidates must hand over the rough sheets to the invigilator on duty in the Room/Hall.

g) Procedure for answering questions that require inputs from the on-screen virtual keyboard (numeric or otherwise):


- i. The candidate will have to use the on-screen virtual keyboard (that would be displayed just below the question statement of these types of questions) and the attached computer mouse to enter his/her answer in the space provided for the answer.

On-Screen Virtual Keyboard




Appendix - X

Replica of Online Application Form of JEE (Main)-2025 Examination



Department of Higher Education
Ministry of Education
Government of India

JEE(Main) 2025
Session 1




राष्ट्रीय परीक्षा एजेंसी
National Testing Agency
Excellence in Assessment

Steps to apply online

- ✓ Apply for Online Registration
- ✓ Fill Online Application Form
- ✓ Pay Examination Fee

Application Form

CAPTCHA as shown below

CAPTCHA Y4K093 

New Registration

Only Registered Candidates Sign In

Application Form

Application No


Forgot Application No ?

Password

Forgot Password ?

CAPTCHA as shown below

(Case Sensitive)


CAPTCHA X4A093 

Sign In

[Download Information Bulletin](#)

[View Examination Cities](#)

Disclaimer:
This site is designed, developed and hosted by NIC and the contents are provided by NTA. For any further information, please contact NTA. (Ver 1.0.35.2.0)



एन आई सी
National
Informatics
Centre

Registration
पंजीकरण

Application Form
आवेदन पत्र

Fee Payment
शुल्क भुगतान

Instructions and Procedure for online submission of Application Form

ऑनलाइन आवेदन पत्र जमा करने के दिशा निर्देश और प्रक्रिया

[Download Information Bulletin](#)

[View Examination Cities](#)

- Please download and read carefully the Information Bulletin and instructions/ procedure given therein below, before you start filling the Online Application Form.
इससे पहले कि आप ऑनलाइन आवेदन पत्र भरना शुरू करें, कृपया सूचना विवरणिका और उसमें नीचे दिए गए निर्देशों / प्रक्रिया को ध्यान से डाउनलोड करें और पढ़ें।
- You can apply for JEE (Main) - 2025 'ON-LINE' only through the official website of JEE(Main) - (<https://jeemain.nta.nic.in>).
आप जेईई (मुख्य) - 2025 'ऑन-लाइन' के लिए केवल जेईई (मुख्य) की आधिकारिक वेबसाइट - (<https://jeemain.nta.nic.in>) के माध्यम से आवेदन कर सकते हैं।
- Please ensure your eligibility as per the criteria laid down for JEE(Main), JEE (Advanced), and participating State Institutions (as applicable).
कृपया जेईई (मुख्य), जेईई (एडवांस्ड), और भाग लेने वाले राज्य संस्थानों (जैसा लागू हो) के लिए निर्धारित मानदंडों के अनुसार अपनी पात्रता सुनिश्चित करें।
- Examination Fee : The Fee for JEE(Main) - 2025 per Session** is as follows :
परीक्षा शुल्क: जेईई (मुख्य) - 2025 प्रति सत्र के लिए शुल्क इस प्रकार है:

| Course(s) / Paper(s) पाठ्यक्रम / परीक्षा पत्र | Category/ PwD/PwBD श्रेणी / दिव्यांगजन व्यक्ति | Gender लिंग | Fee Per Session for Candidates appearing in India (In Rs.) भारत में उपस्थित होने वाले अभ्यर्थियों के लिए प्रति सत्र शुल्क (रुपये में) | Fee Per Session for Candidates appearing from Outside India (In Rs.) भारत के बाहर उपस्थित होने वाले अभ्यर्थियों के लिए प्रति सत्र शुल्क भारत (रुपये में) |
|---|---|----------------|--|---|
| Paper 1: B.E./B. Tech or Paper 2A: B. Arch or Paper 2B: B.Planning | General | Male | 1000 | 5000 |
| | | Female | 800 | 4000 |
| | Gen-EWS/ OBC(NCL) | Male | 900 | 4500 |
| | | Female | 800 | 4000 |
| | SC/ST/PwD/PwBD | Male | 500 | 2500 |
| | | Female | 500 | 2500 |
| Third Gender | | 500 | 3000 | |
| Paper 1: B.E./B. Tech & Paper 2A: B. Arch or Paper 1: B.E./B. Tech & Paper 2B: B. Planning or Paper 1: B.E./B.Tech, Paper 2A: B. Arch & Paper 2B : B.Planning or Paper 2A: B. Arch & Paper 2B: B.Planning | General/Gen- EWS/OBC(NCL) | Male | 2000 | 10000 |
| | | Female | 1600 | 8000 |
| | SC/ST/PwD/PwBD | Male | 1000 | 5000 |
| | | Female | 1000 | 5000 |
| | Third Gender | | 1000 | 5000 |
| | Service Charges & GST (as applicable) will be charged extra by the Bank. सेवा शुल्क और जीएसटी (जैसा लागू हो) बैंक द्वारा अतिरिक्त शुल्क लिया जाएगा। | | | |

"Candidates are requested to fill the Application Form very carefully. No corrections will be permitted once the Application Form is submitted."

"अभ्यर्थियों से अनुरोध है कि वे आवेदन पत्र को बहुत सावधानी से भरें। एक बार आवेदन पत्र जमा करने के बाद किसी भी सुधार की अनुमति नहीं दी जाएगी।"

A candidate can apply for Session 1 and pay the examination fee accordingly in the given duration. **If a candidate wishes to apply for Session 2, he/she has to apply again when the window will be re-opened after the conduct of Session 1 and pay the Examination Fee during that period. Multiple Application Forms submitted by a candidate for the same Session(s) will not be accepted at any stage.**

एक अभ्यर्थी सत्र 1 के लिए आवेदन कर सकता है और दी गई अवधि के अनुसार परीक्षा शुल्क का भुगतान कर सकता है। यदि कोई अभ्यर्थी सत्र 2 के लिए आवेदन करना चाहता है, तो उसे सत्र 1 के आयोजन के बाद फिर से आवेदन करना होगा और उस अवधि के दौरान परीक्षा शुल्क का भुगतान करना होगा। एक ही सत्र (सत्रों) के लिए एक अभ्यर्थी द्वारा जमा किए गए एकाधिक आवेदन पत्र किसी भी अवस्था में स्वीकार नहीं किए जाएंगे।

(ii). The fees can only be paid online using Net Banking, Credit Card, Debit Card, UPI. Processing charges and GST as applicable are chargeable to the candidate (in addition to the examination fee) by the concerned Bank/Payment Gateway Integrator.

(ii) शुल्क केवल नेट बैंकिंग, क्रेडिट कार्ड, डेबिट कार्ड, यूपीआई सेवाओं के माध्यम से ऑनलाइन जमा किया जा सकता है। संबंधित बैंक/पेमेंट गेटवे इंटीग्रेटर द्वारा अभ्यर्थी से (परीक्षा शुल्क के अतिरिक्त) प्रसंस्करण शुल्क और जीएसटी लागू होता है।

5. Application Procedure: Steps to be followed to apply online.

आवेदन प्रक्रिया: ऑनलाइन आवेदन करने के लिए अनुसरण किए जाने वाले चरण।

Candidates must read carefully the Instructions (how to fill up the Application Form online) as per the Information Bulletin available on the NTA Website.

Candidates not complying with the Instructions shall be summarily disqualified.

अभ्यर्थियों को एनटीए वेबसाइट पर उपलब्ध सूचना विवरणिका में दिए गए निर्देशों (ऑनलाइन आवेदन पत्र कैसे भरें) को ध्यान से पढ़ना चाहिए। निर्देशों का पालन नहीं करने वाले अभ्यर्थियों को अयोग्य घोषित कर दिया जाएगा।

Step 1: Register for the Online Application Form and note down the system-generated Application Number. The candidate should provide the required details while

Registration filling the Online Application Form and he/she is also required to create PASSWORD and choose Security Question and enter his/her Answer. After

Form: successful submission of the personal details, an Application number will be generated and it will be used to complete the remaining Steps of the

चरण 1: Application Form and will also be required for all future reference/correspondence. The generated application number will be used/referred for both

पंजीकरण फॉर्म: Sessions of JEE (Main) - 2025. For subsequent logins, the candidate will be able to login directly with the respective system generated **Application Number** and created **Password** by him/her self

ऑनलाइन आवेदन पत्र के लिए पंजीकरण करें और प्राप्त आवेदन संख्या नोट करें: अभ्यर्थी ऑनलाइन आवेदन पत्र भरते समय आवश्यक विवरणों को प्रविष्ट करें जो कुंजिका बनाने, उससे संबंधित सुरक्षा प्रश्न चुनने और उसका उत्तर दर्ज करने के लिए आवश्यक है। व्यक्तिगत विवरणों को सफलतापूर्वक प्रस्तुत करने के बाद, आवेदन संख्या प्राप्त होगी जिसका उपयोग आवेदन पत्र के शेष चरणों को पूरा करने के लिए किया जाएगा और जो भविष्य के सभी संदर्भ/पत्राचार के लिए भी आवश्यक होगा। इस आवेदन संख्या का उपयोग/संदर्भ जेईई (मुख्य) 2025 के दोनों सत्रों के लिए किया जाएगा। लॉग इन करने के लिए अभ्यर्थी संबंधित सिस्टम जनित आवेदन संख्या एवं स्वयं बनाई हुई कुंजिका से लॉग इन कर सकते हैं।

Step 2: The Candidates can log in with the system-generated Application Number and pre-created Password for completing the Application Form including filling up

Application of personal details, applying for the Paper, choosing the Examination Cities, providing the details of Educational Qualifications, and uploading the images

Form : and documents (if any).

चरण 2: आवेदन अभ्यर्थी सिस्टम जनित आवेदन संख्या एवं कुंजिका के साथ लॉग इन कर सकते हैं व्यक्तिगत विवरण भरने सहित आवेदन पत्र को पूरा करना, पेपर के लिए आवेदन करना, परीक्षा शहरों का चयन

पत्र: करना, शैक्षिक योग्यता का विवरण प्रदान करना और चित्र, दस्तावेज (जहां भी लागू हो) अपलोड करना।

Upload Scanned Images of Candidate's Photograph, Signature, Class 10 or Equivalent Certificate/Marks-sheet and Pwd/PwBD Certificate

(wherever applicable) :

अभ्यर्थी की फोटो, हस्ताक्षर, कक्षा 10 या समकक्ष का प्रमाणपत्र/मार्कशीट और दिव्यांगजन प्रमाणपत्र (जहां लागू हो) की स्कैन की गई छवियां अपलोड करें:

i. **The recent passport size photograph should be in colour with 80% face (without mask) visible including ears against white background.**

Photograph should be named as 'Photograph' and in JPG/JPEG format (clearly legible) between 10 kb to 300 kb . .

हाल में खींची गई पासपोर्ट आकार की फोटो (रंगीन एवं सफेद पृष्ठभूमि के साथ) जिसमें कानों के साथ-साथ 80% चेहरा साफ दिखाई देना चाहिए (मास्क के बिना)। तस्वीर का नाम 'Photograph' होना चाहिए | यह JPG/JPEG प्रारूप (स्पष्ट रूप से सुपाठ्य) और 10 kb से 300 kb के बीच होना चाहिए।

ii. **Signature file should be named as 'Signature' and in JPG/JPEG format (clearly legible) between 10 kb to 50 kb.**

हस्ताक्षर फाइल का नाम 'Signature' होना चाहिए, प्रारूप JPG/JPEG (स्पष्ट रूप से सुपाठ्य) और 10 kb से 50 kb के बीच होना चाहिए।

iii. **Scanned copy of Class 10 or Equivalent Certificate/Marks-sheet should be named as 'ClassXCertificate' and should be a pdf between 10 kb to 300 kb**

(clearly legible)

कक्षा 10 या समकक्ष का प्रमाणपत्र/मार्कशीट का नाम 'ClassXCertificate' होना चाहिए | प्रमाणपत्र की स्कैन की गई प्रति का प्रारूप pdf और आकार 10 kb से 300 kb के बीच और स्पष्ट रूप से पढ़ने योग्य होना चाहिए।

- iv. Scanned copy of PwD/PwBD certificate should be named as 'DisabilityCertificate' and should be a pdf between 10 kb to 300 kb (clearly legible)
दिव्यांगजन प्रमाण पत्र का नाम 'DisabilityCertificate' होना चाहिए | प्रमाणपत्र की स्कैन की गई प्रति का प्रारूप pdf और आकार 10 kb से 300 kb के बीच और स्पष्ट रूप से पढ़ने योग्य होना चाहिए।

[Note: The Candidate has to upload only his/ her own photograph, signature, and certificate(s) as mentioned above (and not of anybody else) in a correct/proper manner, as the facility for correction will not be given in the future. In case, it is found at any time in the future that the Candidate has used/uploaded the photograph, signature, and certificate(s) of someone else in his/her Application Form/Admit Card, or he/she has tampered his/her Admit Card/Result/Scorecard, these acts of the candidate shall be treated as Unfair Means (UFM) Practices and he/she shall be proceeded with the actions as contemplated under the provisions of the Information Bulletin relating to Unfair Means Practices.

अभ्यर्थी को केवल अपना फोटो, हस्ताक्षर और प्रमाण पत्र अपलोड करना होगा किसी और का नहीं। सुधार की सुविधा भविष्य में नहीं दी जाएगी। भविष्य में किसी भी समय अगर यह पाया जाता है कि अभ्यर्थी ने अपने आवेदन पत्र/प्रवेश पत्र में किसी अन्य व्यक्ति की तस्वीर, हस्ताक्षर और प्रमाण पत्र का उपयोग/अपलोड किया है, या उसने अपना प्रवेश पत्र/परिणाम/स्कोरकार्ड खराब कर दिया है तो अभ्यर्थी के इन कृत्यों को अवैध माना जाएगा। अभ्यर्थी के इस आचरण के लिए सूचना विवरणिका में दिए गए अनफेयर मीन्स (यूएफएम) आचरण और उसके प्रावधानों के तहत अपेक्षित कार्यवाही की जाएगी।

Step 3: Fee Payment: After completing Step 1 and Step 2, the candidates have to pay the requisite examination fees. The fees can be paid only through online mode using Net Banking, Credit Card, Debit Card and UPI. Processing charges and GST as applicable are chargeable to the candidates (in addition to the examination fees)
चरण 3: शुल्क भुगतान: by the concerned Bank/Payment Gateway Integrator.

After successful payment, candidate will be able to print the Confirmation Page. In case the Confirmation Page is not generated after payment of fee then the transaction is cancelled and the candidates have to approach the concerned bank for refund of amount. However the candidate has to make another payment/transaction, in case the Confirmation Page is not generated.

चरण 1 और चरण 2 को पूरा करने के बाद, अभ्यर्थी को अपेक्षित परीक्षा शुल्क का भुगतान करना होगा। शुल्क केवल नेट बैंकिंग, क्रेडिट कार्ड, डेबिट कार्ड और यूपीआई के माध्यम से ऑनलाइन जमा किया जा सकता है। प्रसंस्करण शुल्क और जीएसटी (तागू होने पर) संबंधित बैंक/पेमेंट गेटवे इंटीग्रेटर द्वारा अतिरिक्त शुल्क लिया जाएगा।

सफल भुगतान के बाद, अभ्यर्थी पुष्टि-पृष्ठ प्रिंट कर सकेंगे। यदि शुल्क के भुगतान के बाद पुष्टि-पृष्ठ प्राप्त नहीं होता है तो लेनदेन रद्द कर दिया जाएगा और अभ्यर्थी को राशि की वापसी के लिए संबंधित बैंक से संपर्क करना होगा। यदि पुष्टि-पृष्ठ प्राप्त नहीं होता है तो अभ्यर्थी को एक और भुगतान/ लेनदेन करना होगा।

6. Important Instruction about PASSWORD

पासवर्ड के बारे में महत्वपूर्ण निर्देश

- During online form filling, the candidate will be required to choose PASSWORD and Security Question and its Answer. The candidate is advised to record/remember their password for all future logins.
ऑनलाइन फॉर्म भरने के दौरान, अभ्यर्थी को पासवर्ड और सुरक्षा प्रश्न और उसके उत्तर का चयन करना होगा। अभ्यर्थी को सलाह दी जाती है कि वह भविष्य में होने वाले सभी लॉग इन के लिए अपना पासवर्ड रिकॉर्ड/याद रखें।
- For subsequent logins, the candidate will be able to login directly with their respective system-generated Application Number and the chosen Password.
बाद में लॉग इन के लिए अभ्यर्थी अपने संबंधित सिस्टम आवेदन संख्या और चुने गई कुंजिका के साथ सीधे लॉग इन कर सकेंगे।
- The candidate is advised not to disclose or share his/her password with anybody. Neither NTA nor NIC will be responsible for the violation or misuse of the password of a candidate.
अभ्यर्थी को सलाह दी जाती है कि वह अपना पासवर्ड किसी के साथ प्रकट या साझा न करें। अभ्यर्थी के पासवर्ड के उल्लंघन या दुरुपयोग के लिए न तो एनटीए और न ही एनआईसी जिम्मेदार होगा।
- Candidates can change his/her passwords after login if desired.
यदि वांछित हो तो, अभ्यर्थी लॉग इन के बाद अपनी कुंजिका बदल सकते हैं।
- Candidates should remember to log out at the end of their session so that the particulars of the candidate cannot be tampered with or modified by unauthorized persons.

अभ्यर्थी को अपने सत्र के अंत में लॉग आउट करना चाहिए ताकि अनाधिकृत व्यक्तियों द्वारा अभ्यर्थी के विवरण से छेड़छाड़ या संशोधन नहीं किया जा सके।

The Password must be created as per the following policy.

पासवर्ड निम्नलिखित नीति के अनुसार होना चाहिए।

- Password must be **8 to 13 characters long**.
कुंजिका 8 से 13 अक्षरों की होनी चाहिए।
- Password must have at least **one Upper** case alphabet.
कुंजिका में कम से कम एक अपर केस वर्णमाला होना चाहिए।
- Password must have at least **one Lower** case alphabet.
कुंजिका में कम से कम एक लोअर केस वर्णमाला होना चाहिए।
- Password must have at least **one numeric value**.
कुंजिका में कम से कम एक संख्या मान होना चाहिए।
- Password must have at least **one special character** eg. !@#%&^*+.
कुंजिका में कम से कम एक विशेष वर्ण होना चाहिए जैसे !@#%&^*+.

7. How to reset your Password : The following options are available to reset Password

अपनी कुंजिका कैसे रीसेट करें: कुंजिका रीसेट करने के लिए निम्नलिखित विकल्प उपलब्ध हैं

- Using Security Question and its Answer you have chosen during Form filling.
फॉर्म भरने के दौरान अपने सुरक्षा प्रश्न एवं इसके चुने हुए उत्तर का उपयोग करके।
- Using a verification code sent via text message (SMS) to your Registered Mobile No.
आपके पंजीकृत मोबाइल नंबर पर टेक्स्ट संदेश (एसएमएस) के माध्यम से भेजे गए सत्यापन कोड का उपयोग करना।
- Using a reset link sent via Email to your Registered Email address.
आपके पंजीकृत ईमेल पते पर ईमेल के माध्यम से भेजे गए रीसेट लिंक का उपयोग करके।

8. The Application Number printed on the computer-generated Confirmation Page must be mentioned in all such correspondences. It is therefore essential to note down the application number printed on the Confirmation Page.

कंप्यूटर जनित पुष्टि-पृष्ठ पर मुद्रित आवेदन संख्या का उल्लेख सभी पत्राचार में किया जायेगा। इसलिए पुष्टि-पृष्ठ पर मुद्रित आवेदन संख्या को दर्ज/नोट करना आवश्यक है।


Please read the instructions carefully and give your consent for below mentioned declaration

- I have downloaded the Information Bulletin of JEE (Main) - 2025, read and understood all the Instructions therein as well as those mentioned above and will fill up the online Application Form for the JEE (Main) - 2025 accordingly. Any Candidate with more than one Application Number (more than one Confirmation Page, Admit Card, Score Card) will be treated as Unfair Means (UFM), even if found at a later stage.
- मैंने जेईई (मुख्य) - 2025 के सूचना विवरणिका को डाउनलोड कर लिया है, उसमें दिए गए सभी निर्देशों के साथ-साथ ऊपर वर्णित सभी निर्देशों को पढ़ और समझ लिया है, और तदनुसार मैं जेईई (मुख्य) - 2025 के लिए ऑनलाइन आवेदन पत्र भर रहा / रही हूँ। एक से अधिक आवेदन संख्या (एक से अधिक पुष्टिकरण पृष्ठ, प्रवेश पत्र, स्कोर कार्ड) वाले किसी भी अभ्यर्थी को अनुचित साधन (यूएफएम) माना जाएगा, भले ही बाद में पाया जाए।

[Click here to Proceed](#)

Disclaimer:


This site is designed, developed and hosted by NIC and the contents are provided by NTA. For any further information, please contact NTA. (Ver 1.0.58.2.0)



Department of Higher Education
Ministry of Education
Government of India

JEE(Main) 2025

Session 1



राष्ट्रीय परीक्षा एजेंसी
National Testing Agency
Excellence In Assessment

[Home](#)


व्यक्तिगत विवरण (Personal Details) Please fill the details as per Class 10th marksheet

| | |
|---|---|
| अभ्यर्थी का नाम (Candidate's Name) | <input type="text"/> |
| पिता / अभिभावक का नाम (Father / Guardian Name) | <input type="text"/> |
| माता / अभिभावक का नाम (Mother / Guardian Name) | <input type="text"/> |
| अभ्यर्थी की जन्म तिथि (Candidate Date of Birth) | --Day-- <input type="text"/> --Month-- <input type="text"/> --Year-- <input type="text"/> |
| लिंग (Gender) | --Select-- <input type="text"/> |

व्यक्तिगत विवरण की पुष्टि करें (Confirm Personal Details)

| | |
|--|---|
| उम्मीदवार के नाम की पुष्टि करें (Confirm Candidate's Name) | <input type="text"/> |
| पिता/अभिभावक के नाम की पुष्टि करें (Confirm Father/Guardian Name) | <input type="text"/> |
| माता/अभिभावक के नाम की पुष्टि करें (Confirm Mother/Guardian Name) | <input type="text"/> |
| उम्मीदवार की जन्मतिथि की पुष्टि करें (Confirm Candidate Date of Birth) | --Day-- <input type="text"/> --Month-- <input type="text"/> --Year-- <input type="text"/> |
| लिंग (Confirm Gender) | --Select-- <input type="text"/> |

वर्तमान पता (Present Address)

| | |
|--|---|
| परिसर संख्या / नाम (Premises No. / Name) | <input type="text"/> |
| उप-स्थानीयता (Sub-Locality)(Optional) | <input type="text"/> |
| स्थानीयता (Locality) | <input type="text"/> |
| देश (Country) | --Select-- <input type="text"/>  |
| राज्य (State) | --Select-- <input type="text"/> |
| ज़िला (District) | --Select-- <input type="text"/> |
| पिन कोड (PIN Code) | <input type="text"/> |

इलेक्ट्रॉनिक संचार पता (Electronic Communication Address)

Please enter correct Email Id and Mobile Number as OTP will be shared on these for verification.

ईमेल पता (Email Address)

Confirm Email Address

मोबाइल नंबर (Mobile Number)

Confirm Mobile Number

वैकल्पिक संपर्क सूत्र (Alternate Contact No.) (Optional)

स्थायी पता (Permanent Address)

Same As Present Address

परिसर संख्या / नाम (Premises No. / Name)

उप-स्थानीयता (Sub-Locality)(Optional):

स्थानीयता (Locality)

देश (Country) --Select--

राज्य (State) --Select--

जिला (District) --Select--

पिन कोड (PIN Code)

Choose Password

कुंजिका (Password)

कुंजिका की पुष्टि करें (Confirm Password)

सुरक्षा प्रश्न (Security Question) --Select--

सुरक्षा जवाब (Security Answer)

CAPTCHA

Enter CAPTCHA (case sensitive)

CAPTCHA  

Submit



Department of Higher Education
Ministry of Education
Government of India

JEE(Main) 2025
Session 1



राष्ट्रीय परीक्षा एजेंसी
National Testing Agency
Excellence in Assessment

[Home](#)

Review Page - Online Registration Form

Review the following particulars carefully. If you would like to change any particulars entered, you may do so by pressing 'EDIT REGISTRATION FORM' button or press 'Submit and Send OTP' button.

व्यक्तिगत विवरण (Personal Details)

| | | | |
|---|--------|--|----------|
| अभ्यर्थी का नाम (Candidate's Name): | MANISH | पिता / अभिभावक का नाम (Father / Guardian Name): | ABC |
| माता / अभिभावक का नाम (Mother / Guardian Name): | XYZ | अभ्यर्थी की जन्म तिथि (Candidate Date of Birth): | -06-2000 |
| लिंग (Gender): | Male | | |

वर्तमान पता (Present Address)

| | | | |
|---|---------------|--|-----------|
| परिसर संख्या / नाम (Premises No. / Name): | dfg | उप-स्थानीयता (Sub-Locality)(Optional): | ghj |
| स्थानीयता (Locality): | dsa | देश (Country): | India |
| राज्य (State): | UTTAR PRADESH | ज़िला (District): | MORADABAD |
| पिन कोड (PIN Code): | 244501 | ईमेल पता (Email Address): | |
| मोबाइल नंबर (Mobile Number): | 91 - | वैकल्पिक संपर्क सूत्र (Alternate Contact No.)(Optional): | -- |

स्थायी पता (Permanent Address)

| | | | |
|---|---------------|--|-----------|
| परिसर संख्या / नाम (Premises No. / Name): | dfg | उप-स्थानीयता (Sub-Locality)(Optional): | ghj |
| स्थानीयता (Locality): | dsa | देश (Country): | India |
| राज्य (State): | UTTAR PRADESH | ज़िला (District): | MORADABAD |
| पिन कोड (PIN Code): | 244501 | | |

पोर्टल खाता विवरण (Portal Account Details)

| | | | | | |
|-------------------------------------|--|---------------------------------|-------------------------------------|---------------------|-------------------------------------|
| सुरक्षा प्रश्न (Security Question): | What is the name of your first school? | सुरक्षा जवाब (Security Answer): | (Not shown due to security reasons) | कुंजिका (Password): | (Not shown due to security reasons) |
|-------------------------------------|--|---------------------------------|-------------------------------------|---------------------|-------------------------------------|

सत्यापित की जाने वाली विवरण चेकलिस्ट (Particulars checklist to be verified)

कृपया नीचे सूचीबद्ध सभी विवरणों को ध्यान से सत्यापित करें और सुनिश्चित करें कि आपने सही जानकारी भरी है जो की कक्षा दसवीं के बोर्ड की अंकसूची के अनुसार है। पंजीकरण फॉर्म जमा करने या परीक्षा के किसी भी बाद के चरण में किसी भी प्रकार के बदलाव की अनुमति नहीं दी जाएगी। Kindly verify all the particulars listed below carefully and ensure you have filled correct information with details as per Class 10th board marksheet. No Change will be permitted once Registration Form is Submitted or at any later stage of the examination.

मेरा नाम (My Name)

पिता / अभिभावक का नाम (Father/Guardian Name)

माता / अभिभावक का नाम (Mother/Guardian Name)

जन्म तिथि (Date of Birth)

लिंग (Gender)

पता (Address)

मोबाइल नंबर (Mobile Number)

ईमेल आईडी (Email ID)

Declaration

I hereby declare that I have filled up this online application after carefully reading the Information Bulletin and fully understanding the provisions / procedures mentioned therein. I further declare that all the particulars given by me in this application are true to the best of my knowledge and belief. I agree that my Result may be withheld / not declared / my candidature may automatically stand cancelled, in case it is found at any point of time in future that false information has been furnished in this application. I shall abide by these terms and conditions as well as those laid down in the Information Bulletin, Public Notices and Advisories issued by NTA regarding JEE(Main) - 2025 Exam from time to time. Any Candidate with more than one Application Number (more than one Confirmation Page, Admit Card, Score Card) will be treated as Unfair Means (UFM), even if found at a later stage.

मैं घोषणा करता/करती हूँ कि मैंने सूचना विवरणिका को ध्यान से पढ़ने और उसमें उल्लिखित प्रावधानों/प्रक्रियाओं को पूरी तरह से समझने के बाद, ऑनलाइन पंजीकरण पत्र भरा है। मैं यह भी घोषणा करता/करती हूँ कि इस आवेदन पत्र में मेरे द्वारा दिए गए सभी विवरण सही हैं। यदि भविष्य में किसी भी समय यह पाया जाता है कि इस आवेदन पत्र में मेरे द्वारा दी गई कोई भी जानकारी सही नहीं है तो मेरा परिणाम रोका जा सकता है / परिणाम घोषित नहीं किया जा सकता है या मेरी उम्मीदवारी रद्द की जा सकती है। मैं समय-समय पर पोर्टल (मुख्य) - 2025 परीक्षा से सम्बंधित राष्ट्रीय परीक्षा एजेंसी द्वारा जारी सूचना विवरणिका, सार्वजनिक सूचना और सलाह में उल्लिखित नियमों और शर्तों का भली-भांति पालन करूंगा / करूंगी। एक से अधिक आवेदन संख्या (एक से अधिक पुष्टिकरण पृष्ठ, प्रवेश पत्र, स्कोर कार्ड) वाले किसी भी अभ्यर्थी को अनुचित साधन (यूएफएम) माना जाएगा, भले ही बाद के चरण में पाया गया हो।

I Agree

EDIT Registration Form

Submit and Send OTP

Disclaimer:
This site is designed, developed and hosted by NIC and the contents are provided by NTA. For any further information, please contact NTA. (Ver 1.0.35.2.0)



राज्यीय
National
Informatics
Centre



Department of Higher Education
Ministry of Education
Government of India

JEE(Main) 2025

Session 1



राष्ट्रीय परीक्षा एजेंसी
National Testing Agency
Excellence in Assessment

[Home](#)

Review Page - Online Registration Form

Press '[Submit-Registration Form](#)' button for final submission of Registration Form.

व्यक्तिगत विवरण (Personal Details)

| | | | |
|---|--------|--|------------|
| अभ्यर्थी का नाम (Candidate's Name): | MANISH | पिता / अभिभावक का नाम (Father / Guardian Name): | ABC |
| माता / अभिभावक का नाम (Mother / Guardian Name): | XYZ | अभ्यर्थी की जन्म तिथि (Candidate Date of Birth): | 04-06-2000 |
| लिंग (Gender): | Male | | |

वर्तमान पता (Present Address)

| | | | |
|---|---------------|---|-----------|
| परिसर संख्या / नाम (Premises No. / Name): | dfg | उप-स्थानीयता (Sub-Locality)(Optional): | ghj |
| स्थानीयता (Locality): | dsa | देश (Country): | India |
| राज्य (State): | UTTAR PRADESH | जिला (District): | MORADABAD |
| पिन कोड (PIN Code): | 244501 | ईमेल पता (Email Address): | |
| मोबाइल नंबर (Mobile Number): | 91 - | वैकल्पिक संपर्क सूत्र (Alternate Contact No.) (Optional): | -- |

स्थायी पता (Permanent Address)

| | | | |
|---|---------------|--|-----------|
| परिसर संख्या / नाम (Premises No. / Name): | dfg | उप-स्थानीयता (Sub-Locality)(Optional): | ghj |
| स्थानीयता (Locality): | dsa | देश (Country): | India |
| राज्य (State): | UTTAR PRADESH | जिला (District): | MORADABAD |
| पिन कोड (PIN Code): | 244501 | | |

पोर्टल खाता विवरण (Portal Account Details)

| | | | | | |
|-------------------------------------|--|---------------------------------|-------------------------------------|---------------------|-------------------------------------|
| सुरक्षा प्रश्न (Security Question): | What is the name of your first school? | सुरक्षा जवाब (Security Answer): | (Not shown due to security reasons) | कुंजिका (Password): | (Not shown due to security reasons) |
|-------------------------------------|--|---------------------------------|-------------------------------------|---------------------|-------------------------------------|

System just sent an OTP via text message (SMS) to Given Mobile No.

Enter One Time Password(OTP) (Sent on Given Mobile No. -' .)


Note: Didn't get the OTP on Mobile ? Sometimes it can take few minutes. If You haven't received OTP, Click [Resend OTP](#) to resend One Time Password (OTP) to your given Mobile No.

Submit-Registration Form

Disclaimer:
This site is designed, developed and hosted by NIC and the contents are provided by NTA. For any further information, please contact NTA. (Ver 1.0.35.2.0)




एन आई सी
National Informatics
Centre



Department of Higher Education
Ministry of Education
Government of India

JEE(Main) 2025
Session 1



राष्ट्रीय परीक्षा एजेंसी
National Testing Agency
Excellence in Assessment

Home | Change Password | Logout
Name: manish | Application No: 250310000059

Activities

- Registration Form
- Application Form
- Fee Payment

Verify Mobile No. & Email Id

- Mobile No- Verified
- Verify Email Id

Current Status

| | |
|-------------------|------------|
| Registration Form | Completed |
| Application Form | Incomplete |
| Fee Payment | Incomplete |


Your registration for JEE(Main) 2025 Session 1 is complete. Your application form will remain incomplete till you fill all the fields of application form and pay the fee. Please note down the Application No. for future references.


Application Number : 250310000059

Kindly fill application form by clicking on the button below.

[Complete Application Form](#)


Disclaimer:
This site is designed, developed and hosted by NIC and the contents are provided by NTA. For any further information, please contact NTA. (Ver 1.0.35.2.0)





Department of Higher Education
Ministry of Education
Government of India

JEE(Main) 2025
Session 1



राष्ट्रीय परीक्षा एजेंसी
National Testing Agency
Excellence in Assessment

Home | Change Password | Logout
Name: manish | Application No: 250310000059

Application Form Steps

- Contact Details
- Personal Details
- Identity Details
- Exam and Center Details
- Qualification Details
- Additional Details
- Emergency Contact Details
- Document Upload
- Final Submit

Application Status


| | |
|---------------------------|------------|
| Contact Details | Completed |
| Personal Details | Incomplete |
| Identity Details | Incomplete |
| Exam and Center Details | Incomplete |
| Qualification Details | Incomplete |
| Additional Details | Incomplete |
| Emergency Contact Details | Incomplete |
| Document Upload | Incomplete |
| Final Submit | Incomplete |

Application Number : 250310000059

Click on button below to proceed further and complete your application form.

[Personal Details](#)

Disclaimer:
This site is designed, developed and hosted by NIC and the contents are provided by NTA. For any further information please contact NTA. (Ver 1.0.35.2.0)



Department of Higher Education
 Ministry of Education
 Government of India

JEE(Main) 2025
 Session 1

राष्ट्रीय परीक्षा एजेंसी
 National Testing Agency
 Excellence in Assessment

Home | Change Password | Logout
Name: manish | Application No: 2521000059

Application Form Steps

- Contact Details
- Personal Details**
- Identity Details
- Exam and Center Details
- Qualification Details
- Additional Details
- Emergency Contact Details
- Document Upload
- Final Submit

व्यक्तिगत विवरण (Personal Details)

उम्मीदवार का नाम (Candidate's Name)

उम्मीदवार की तारीख (Candidate Date of Birth)

लिंग (Gender)

पिता / अभिभावक का नाम (Father / Guardian Name)

माता / अभिभावक का नाम (Mother / Guardian Name)

राष्ट्रियता (Nationality)

राज्य / केन्द्र या जहाँ प्रवेश किया है (State / UT from where 12th / Equivalent Passed / Appearing)

श्रेणी (Category)

श्रेणी की पुष्टि करें (Confirm Category)

क्या आप एक PwD / PwBD उम्मीदवार हैं जिन्होंने पास करने के लिए एक वैध और जीवित डिजाबिलिटी प्रमाणपत्र जारी किया है? (Are you a PwD / PwBD candidate having a valid and live Disability Certificate issued by Medical Board of Govt?)

क्या आपको मधुमेह है? (Are You Diabetic?)

निवास की जगह (Place of Residence)

वार्षिक परिवारिक आय (Annual Family Income)

तैयारी का तरीका (Mode of Preparation)

प्रवेश परीक्षा में न्यूनी शिक्षा का माध्यम (Medium of Schooling in Qualifying Examination)


CAPTCHA

Enter CAPTCHA (Case sensitive)

CAPTCHA

[Save & Next](#)

Disclaimer:
 This site is designed, developed and hosted by NIC and the contents are provided by NTA. For any further information, please contact NTA. (Ver 1.0.35.2.0)



Department of Higher Education
 Ministry of Education
 Government of India

JEE(Main) 2025
 Session 1

राष्ट्रीय परीक्षा एजेंसी
 National Testing Agency
 Excellence in Assessment

Home | Change Password | Logout
Name: MANISH | Application No: 2521000059


Application Form Steps


- Contact Details
- Personal Details**
- Identity Details
- Exam and Center Details
- Qualification Details
- Additional Details
- Emergency Contact Details
- Document Upload
- Final Submit

पहचान का विवरण (Identity Type Details)

पहचान सूत्र (Choose Identity):


Disclaimer:
 This site is designed, developed and hosted by NIC and the contents are provided by NTA. For any further information, please contact NTA. (Ver 1.0.35.2.0)





Department of Higher Education
Ministry of Education
Government of India

JEE(Main) 2025
Session 1



राष्ट्रीय परीक्षा एजेंसी
National Testing Agency
Excellence in Assessment

[Home](#)
[Change Password](#)
[Logout](#)

Name: MANISH Application No: 25210000259

Application Form Steps

- Contact Details
- Personal Details
- Identity Details
- Exam and Center Details
- Qualification Details
- Additional Details
- Emergency Contact Details
- Document Upload
- Final Submit

पदचरन का विवरण (Identity Type Details)

पदचरन चुनें (Choose Identity):

आधार विवरण (Aadhaar Details)

आवेदन संख्या (Application No.):

अभ्यर्थी का नाम (Candidate's Name):

I voluntarily agree to share my Aadhaar Number and I am aware that it will be used to establish my identity for the JEE(Main)- 2025 Examination by matching my personal identification details available in Aadhaar records of UIDAI.
 मैं स्वेच्छा से अपना आधार नंबर साझा करने के लिए सहमत हूँ और मैं यह जानूँ हूँ कि इसका उपयोग पूर्वनिर्धारित के आधार विवरण में उपलब्ध मेरे व्यक्तिगत पदचरन विवरण का मिलान करने के लिए (UIDAI) - 2025 के लिए मेरी पदचरन स्थापित करने के लिए किया जाएगा।

आधार संख्या (Aadhaar Number):

आधार संख्या की पुष्टि करें (Confirm Aadhaar Number):



NOTE: System will not allow you to change Name after Aadhaar Number Authentication. Please ensure to check the details and then proceed further.
 नोट: सिस्टम आपको आधार संख्या प्रमाणीकरण के बाद नाम बदलने की अनुमति नहीं देगा। कृपया विवरणों की जांच करना सुनिश्चित करें और तब आगे बढ़ें।


CAPTCHA

Enter CAPTCHA (Case sensitive):

CAPTCHA: 49CH75


Disclaimer:
This site is designed, developed and hosted by NIC and the contents are provided by NTA. For any further information, please contact NTA. (Ver-1.0.35.2.0)



Department of Higher Education
Ministry of Education
Government of India

JEE(Main) 2025
Session 1



राष्ट्रीय परीक्षा एजेंसी
National Testing Agency

Home | Change Password | Logout
Name: MANISH KUMAR | Application No: 250310000033

Application Form Steps

- Contact Details
- Personal Details
- Identity Details
- Exam and Center Details
- Qualification Details
- Additional Details
- Emergency Contact Details
- Document Upload
- Final Submit

के लिए आवेदन (Apply For)

के लिए आवेदन (Apply For)

परीक्षा के सत्र के लिए आवेदन करें (Session of Exam Apply For)

प्रश्न पत्र माध्यम (Question Paper Medium)

परीक्षा राज्य / शहर - पहली पसंद (Exam State / City-1st choice)

परीक्षा राज्य / शहर - दूसरी पसंद (Exam State / City-2nd choice)

परीक्षा राज्य / शहर - तीसरी पसंद (Exam State / City-3rd choice)

परीक्षा राज्य / शहर - चौथी पसंद (Exam State / City-4th choice)

पिता / अभिभावक का व्यवसाय (Father / Guardian Occupation)

पिता / अभिभावक की योग्यता (Father / Guardian Qualification)

माता / अभिभावक का व्यवसाय (Mother / Guardian Occupation)

माता / अभिभावक की योग्यता (Mother / Guardian Qualification)

Paper 1 (B.E./B.Tech.)

Paper 2A (B.Arch.)

Paper 2B (B.Planning)

Session 1

Hindi

DELHI (NCT)

UTTARAKHAND

UTTAR PRADESH

--Selected State/UT--

BUSINESS

GRADUATE

OTHERS (INCLUDING HOUSE WIFE)

MATRICULATE

DELHINEW DELHI

DEHRADUN

ALIGARH

--Selected Exam City--


CAPTCHA

Enter CAPTCHA (case sensitive)

CAPTCHA: **6384CL**

[Save & Next](#)

Disclaimer:
This site is designed, developed and hosted by NIC and the contents are provided by NTA. For any further information, please contact NTA, (Ver 1.0.35.2.0)



राज्यीय
निदेशक
संस्थान
केन्द्र

Department of Higher Education
 Ministry of Education
 Government of India

JEE(Main) 2025
 Session 1

राष्ट्रीय परीक्षा एजेंसी
 National Testing Agency

Application Form Steps

- Contact Details
- Personal Details
- Identity Details
- Exam and Center Details
- **Qualification Details**
- Additional Details
- Emergency Contact Details
- Document Upload
- Final Submit

शिक्षण विवरण (Education Details)

10th or equivalent (details as per Class 10th board marksheet) Qualification Details

उत्तीर्ण की तिथि (Pass Status):

उत्तीर्ण की परीक्षा का वर्ष (Year of Passing / Appearing):

परीक्षा केंद्र (Qualifying Exam):

परीक्षा का स्थान (Place of School):

परीक्षा केंद्र का राज्य (Qualifying Examination State):

परीक्षा केंद्र का बोर्ड (School Board):

शैक्षणिक प्रतिशत (Percentage):

कुल अंकों (Total Marks):

प्राप्त अंकों (Obtained Marks):

बोर्ड का पता (Board Address):

परीक्षा केंद्र का पता (School / College Name & Address):

परीक्षा केंद्र का पता (School / College Address PIN Code):

12th or equivalent (details as per Class 12th board marksheet) Qualification Details

उत्तीर्ण की तिथि (Pass Status):

उत्तीर्ण की परीक्षा का वर्ष (Year of Passing / Appearing):

परीक्षा केंद्र (Qualifying Exam):

परीक्षा का स्थान (Place of School):

परीक्षा केंद्र का राज्य (Qualifying Examination State):

परीक्षा केंद्र का बोर्ड (School Board):

शैक्षणिक प्रतिशत (Percentage):

कुल अंकों (Total Marks):

प्राप्त अंकों (Obtained Marks):

बोर्ड का पता (Board Address):

परीक्षा केंद्र का पता (School / College Name & Address):

परीक्षा केंद्र का पता (School / College Address PIN Code):

CAPTCHA

Enter CAPTCHA (Case sensitive):

CAPTCHA: **33PA42**

[Save & Next](#)

Disclaimer: This site is designed, developed and hosted by NIC and the contents are provided by NTA. For any further information, please contact NTA, New 110029.

Department of Higher Education
 Ministry of Education
 Government of India

JEE(Main) 2025
 Session 1

राष्ट्रीय परीक्षा एजेंसी
 National Testing Agency

Application Form Steps

- Contact Details
- Personal Details
- Identity Details
- Exam and Center Details
- Qualification Details
- **Additional Details**
- Emergency Contact Details
- Document Upload
- Final Submit

अतिरिक्त जानकारी (Additional Details)

क्या आप दूसरी को देने वाले हैं? (Are you Twin and both applying for JEE (Main) 2025):

UP RER (Place of Birth):

राज्य (State):

जिला (District):

CAPTCHA

Enter CAPTCHA (Case sensitive):

CAPTCHA: **707304**

[Save & Next](#)

Disclaimer: This site is designed, developed and hosted by NIC and the contents are provided by NTA. For any further information, please contact NTA, New 110029.

Department of Higher Education
 Ministry of Education
 Government of India

JEE(Main) 2025
 Session 1

राष्ट्रीय परीक्षा एजेंसी
 National Testing Agency

Home | Change Password | Logout
Name: VIKASH KUMAR Application No.: 20210000003

Application Form Steps

- Contact Details
- Personal Details
- Identity Details
- Exam and Center Details
- Qualification Details
- Additional Details
- Emergency Contact Details
- Document Upload
- Final Submit

माता पिता / अभिभावक का आरक्षक/रक्षक विवरण (Emergency Contact Details of Parent / Guardian)

देश कोड (Country Code):

मोबाइल नंबर (Mobile Number):

ईमेल पता (Email Address):

Emergency Contact Details of Parent / Guardian is already verified.
माता पिता अभिभावक का आरक्षक/रक्षक विवरण पहले से ही सत्यापित है।

[Next](#)

Disclaimer:
This site is designed, developed and hosted by NIC and the contents are provided by NTA. For any further information, please contact NTA. (Ver 1.0.0.12)



Department of Higher Education
 Ministry of Education
 Government of India

JEE(Main) 2025
 Session 1

राष्ट्रीय परीक्षा एजेंसी
 National Testing Agency

Home | Change Password | Logout
Name: VIKASH KUMAR Application No.: 20210000003

Application Form Steps

- Contact Details
- Personal Details
- Identity Details
- Exam and Center Details
- Qualification Details
- Additional Details
- Emergency Contact Details
- Document Upload
- Final Submit


दस्तावेज अपलोड (Document Upload)

Please make sure that all submitted documents adhere to the specifications mentioned in the table below.

| S.No. | Required Document | Document Specifications | Upload | Action | View |
|-------|---|---|---|--------|--|
| 1 | फोटोग्राफ (दिनांक 31 अगस्त 2025 तक) (30x30) (Photograph) (with 80% face without mask) | File Name: PHOTO Document Format: JPG/JPEG Max Size (KB): 10 Max Size (MB): 300 | Choose File No file chosen | | Click here to view uploaded document |
| 2 | हस्ताक्षर (Signature) | File Name: SIGNATURE Document Format: JPG/JPEG Max Size (KB): 4 Max Size (MB): 300 | Choose File No file chosen | | Click here to view uploaded document |
| 3 | अभ्यर्थी (Person with Disability (PwD)) / (Person with Benchmark Disability (PwBD)) | File Name: PWD/CERTIFICATE Document Format: PDF Max Size (KB): 10 Max Size (MB): 300 | Choose File No file chosen | | |
| 4 | क्लास 10 या समतुल्य प्रमाणपत्र (Class 10 or Equivalent Certificate/Marks sheet) | File Name: CLASS/CERTIFICATE Document Format: PDF Max Size (KB): 10 Max Size (MB): 300 | Choose File No file chosen | | Click here to view uploaded document |

[Save & Next](#)

Disclaimer:
This site is designed, developed and hosted by NIC and the contents are provided by NTA. For any further information, please contact NTA. (Ver 1.0.0.12)



Information Bulletin



National Testing Agency

(An autonomous body organization under the Department of
Higher Education, Ministry of Education, Government of India)

Address for Correspondence
First Floor, NSIC-MDBP Building,
Okhla Industries Estate, New Delhi- 110020

**Help Line: For Technical support, Contact following during
working days between 10:00 am to 05:00 pm**

www.nta.ac.in
jeemain.nta.nic.in

 **011- 40759000**

Email: jeemain.nta.nic.in